



Liberty. Independence. Patriotism.

MEMBERS UPDATE

June, 2017

6 Signs It's Time to
Bug-Out

Top 10 SHTF Knives Under \$50

Why Laser Sights Are a Must for Home Defense

8 Signs a Tornado is Seconds Away

Tactical Laser Sight



No technical expertise required...
you will have the Tactical Laser Sight on within 45 seconds or less!

- Fits Any Gun With A Picatinny or Weaver Rail... Including Brands Like: S&W, Sig Sauer, Glock, Remington, Beretta, Rugers and many, many more
- 100% shockproof and will stay zeroed in with each and every shot and is even weatherproof!



MY CRISIS GEAR

<https://mycrisisgear.com/laser>

800-370-8660

CONTENT



02

TOP 10 SHTF KNIVES UNDER \$50

These battle-tested knives are razor sharp, tough as nails, and ready to slice their way through some serious calamities. What's more, these fine blades offer so much value for the money, they're as close to a no-brainer as it gets.



10

6 SIGNS IT'S TIME TO BUG OUT


So much time and effort is spent on bug-out bags, guns, and gear, most people overlook the fact that they have to successfully bug-out first. In a serious get out of Dodge scenario, timing is everything.



14

8 SIGNS A TORNADO IS SECONDS AWAY

There's little you can do to safely get out of an unpredictable storm's path of destruction. What you can do is learn when it's time to stop looking at the clouds and take shelter immediately.



17

LASER SIGHTS FOR HOME DEFENSE

There are two key mistakes most gun owners make in their home defense plans: They assume they'll be able to see their sights and also that they'll be able to "aim" the way they do at the range.



Top 10 Rock Solid
"Go to War"
Carry Knives

Under \$50

Ask most self-reliance fanatics out there what's in their pocket right now and an overwhelming majority will say the same thing: a knife.

A good SHTF knife is just one of those items that give us self-reliance types peace of mind, knowing we're not walking through life completely empty-handed. Knives have been a go-to EDC tradition for hunters, fishermen, carpenters, roughnecks, etc., long before anyone ever thought to write articles about the phenomenon.

The reason so many folks carry knives, to be completely frank, is a mixture that's 1-part tradition, 1-part peer pressure, and the rest is mostly autopilot. The question we usually ask at this point is: Why do YOU carry a knife?

If you've never thought about it critically, we suggest you consider exactly what it is you truly expect out of that hunk of metal you carry around all day on your hip or in your bag. There's no wrong answer besides the one left blank.

The truth is that even if you didn't have a great reason, you'd still probably carry your trusty pocket blade for all of the aforementioned reasons. So, let's cut to the chase.

What does a good pocketknife need to do in order to cut the mustard, and what features are just window dressing?

The only way to answer that adequately is to define what you really need a knife for.

Why You Should Carry a Knife (And Shouldn't)

Most knives on the market today are designed to look "aggressive" or intimidating. This might lead you to consider these viable weapons, but the fact is this look and style is mostly marketing.

No self-defense expert in their right mind would advise you to view your knife as a primary self-defense option. That's because a.) you lose a gunfight with it every time and b.) you might escalate a fist fight into an attempted murder charge should you decide to use it.



PHOTO:

Left: Izula Knife

Photo By Adam Meek, Flickr

Right: Kinives

Photo By JHL, Flickr

The true “utility” of a SHTF knife is slicing, cutting cordage, skinning/dressing game, shelter-building, etc. A good blade should be sharp enough to cut through Gorilla tape (or the zip ties used to bind the wrist of a damsel in distress) and well-built enough to hack at saplings or strip bark off of a ridgepole.

Another key function of any SHTF knife is, of course, dressing fish and game. Most quality carry knives will be sharp enough to fillet a fish, but with a blade that’s a bit wider than the ideal fillet knife.

It’s difficult to have one knife that fits all uses, so we’d certainly put durability at the top of the list. In terms of game, several North American big game species require a solid piece of cutlery to slice through sternums and hip joints in a “survival” situation. More likely than a true SHTF survival situation, you may simply find yourself in a situation where you forgot to bring your hunting knife. There are many knives that may not survive field dressing a mule deer.

This is why quality, and the dependability you get from high quality construction, is the #1 criteria we used in creating this list of top-notch knives under \$50. The need for the knife to serve a wide range of functions is why we tend to err on the “longest blade you can stand to carry” side of the equation, but we’ll touch on this topic again later in this article.

Folding vs Fixed Blade “Survival” Knives

This brings up another very important point. Wouldn’t you feel stupid if you were in the car and got an emergency alert that the “big one” just hit the fan -- it’s every man for himself -- and you were carrying your regular pocket knife instead of a “survival knife?”

We hope not. In fact, you might be better off without one of these so-called “survival knives.”

We’d hate to see someone have to survive an apocalypse with the prototypical survival knife. You know the one, with the big Rambo teeth, compass on the bottom with a hollow handle for storing matches and fishing tackle. The model we’re describing, along with countless variations, is actually one of the worst options out there, worse still because the marketing encourages you to trust these knives in a life or death situation.

The thing is, they’re hoping you won’t notice the serious design flaws because you’re distracted by the survival “features.” We can’t even remember how many of these “survival” knives we’ve seen in two pieces because the blade broke away from the handle or came unglued. In short, a fixed blade knife is a good option if, and only if, the blade construction runs the length of the handle, i.e. what’s known as a “full tang.”

There are several other configura-



tions, aside from a true “full tang,” that are sufficient, such as a narrow tang (that runs down the center of the grip), or a modified tang (one that’s been drilled out to reduce weight). The point is that a fixed blade knife without a continuous strip of metal running from tip to tip shouldn’t be depended on, especially not when your life depends on it. At some point, when placed under enough tension, the blade will separate from the handle, and that’ll be the end of that.

Folding knives make excellent carry knives on account of their size, safety, and all-around functionality. Somewhere along the way these knives just lost their sex appeal, as things this practical often do. However, if you shop around, you’ll find plenty of folding knives that look every bit as intimidating and brutal as a fixie. The difference is that you don’t need a sheath in order to carry it around. If you’re the type of person who likes to carry things on your belt, this may not be an issue for you.

It’s true that folding knives have some limitations in terms of strength. That is to say, a folding knife is only as good as its blade and locking mechanism. In an emergency situation, we might reverse that and say the locking mechanism comes first. A weak locking mechanism can fail under stress and close. And what’s in the way of it closing? Your fingers of course. That’s why it’s generally worth investing as much as necessary in order to get a solid folding knife. No use in cutting corners, or anything else.

Folding knives often come with a pocket clip, which we like because it makes carrying them everywhere a no-brainer. This feature fits in nicely with our EDC concept that if you won’t carry something every day, indefinitely, it’s not worthy of your EDC kit. Pocket clips are a huge plus, while blade length is also at a premium. The longer and wider the blade, the better, up to the point where it becomes a disincentive to carry it.

A 3-inch folding blade certainly beats the heck out of no blade at all. However, 3 inches is the smallest size we recommend. Again, bigger is better as long as size and weight isn’t prohibitive to your carrying it.

Our Favorite Go-to-War Knives Under \$50

If you don’t have at least one, maybe two, rock-solid knives tucked away in your everyday carry bag it’s time to carefully reconsider your plans and make a purchase or two. After all, guns have the potential to be extremely helpful after the SHTF, but they’re not as multipurpose as knives. These highly useful tools can be everything from weapons to a resource for food preparation.

Survival knives can be very expensive, and there are also numerous styles available. Fortunately, even preppers on a budget can improve their bug out supplies and boost their odds of survival by picking up a perfectly serviceable knife for less than \$50. Let’s take a closer look at 10 options that should be on everyone’s wish list.

1. SOG Seal Pup

SOG makes a ton of well-built, tough as nails knives and tools. They have a well-earned reputation among those who appreciate these things. Thusly, you may be surprised to see one of their knives on this budget-conscious list.



This general-purpose knife comes with a nylon carry sheath and has a 4.75" partially serrated stainless steel blade. The SOG Seal Pup has a lanyard hole so you can sling it across your chest, wear it around your neck, string it from your pack, etc. Of course, it's plenty durable enough to take on a wide variety of tasks. Lightweight, easy to use and recommended for camping, hiking and working outdoors, which makes it a solid choice for your bug out bag.

2. Schrade SCHF10

If you want to take things up a notch when it comes to size, this is an excellent option. While Imperial Schrade is now just a marketing namesake (the American knife company ceased production in 2004), the brand still lives on and pays a surprisingly strong tribute to its roots.



The Schrade SCHF10 comes with a blade that 1/4" thick, so you know it will be able to stand up to a beating. Read: This thing won't complain if you need it to serve as a mini-machete.

The handle is molded for easy usage, even in wet conditions. The blade is 5.2" long, and the overall knife is well balanced enough to offer a nice feel for both bushwhacking and more detailed work.

3. Morakniv Bushcraft Forest Knife

This fixed blade Mora measures in at 4.3" long and 0.10" thick. The high friction grip will be easy on your hand and help you prevent dropping the knife when it matters most.

This budget piece is a great starter knife for those looking for a low-budget option that will hold up under serious use. It's also light and slim enough to offer a little more precision for skinning game or filleting your catch.

This Mora is designed for precise bushcraft type jobs, not necessarily smashing and crashing, yet it's plenty durable to handle abuse.

4. Case XX Camo Caliber Ridgeback

There's one thing about this knife that is virtually certain to get many survivalists excited: it's actually made in the USA. Case knives, if you're not familiar, are a cult favorite among those who value American craftsmanship and Tru-Sharp® surgical steel that takes an exceptionally sharp edge.

The blade on this ridgeback is 4-1/8" long, but the overall piece is a robust 8" for easier handling. This drop point blade is strong and fully capable of performing a wide variety of tasks, with 2 nicely ribbed grip edges on the spine of the blade.

Whether you're splitting a hunting kill open or skinning it, you can rely on the Case XX Camo Caliber Ridgeback to get the job done.



5. Camillus TigerSharp® Folding Knife

Are you trying to build your SHTF supplies on an extremely small budget? This folding knife from Camillus may be a lifesaver! The manufacturer's suggested retail price is less than \$30, but you can usually find it on Amazon for under \$23.



The thumb-stud opener is fast to ensure you'll be ready to take action immediately. The unique selling feature with this knife is its removable blade with two options: serrated or smooth.

If you're not real keen on sharpening knives, or you plan to use your knife in a lot of building/construction scenarios, it's hard to beat this concept. First off, according to Camillus, the "TigerSharp" titanium bonded blades are 3 times harder than steel, which means they'll hold an edge longer and stand up to more abuse. Also, they're corrosion and adhesive resistant.

These knives come with two blades (1 serrated, 1 smooth) which is great if you ever need to use it for shelter building one day and food prep the next.



6. Bear & Son 751 Bird & Trout

This small knife has an awful lot to like about it, particularly when you consider the price. With a high-carbon stainless blade length of 3-inches, a great looking imitation stag handle, and an overall length of 6.5-inches, it's important you don't let the small size fool you.

The Bear & Son 751 Bird & Trout knife can easily perform precision work, but the full tang construction gives it the durability to tackle a variety of bushcraft jobs. This knife is perfect for trimming meat though, and it's super easy to hold onto. As an added bonus, this nice addition to your bug out bag was made in the USA and comes with a nice leather sheath.

7. CRKT Free Range Hunter

As you can see, the CRKT Free Range Hunter has a nice thick rubberized handle that fits easily into an adult's hand, even if that adult has some pretty large hands. The all-weather grip makes it possible to get good usage out of the knife even in wet conditions.



The Free Range Hunter series comes in a gut hook version, traditional, and even a folding version; we don't think you can go wrong with any of the three. This knife was designed by a professional hunting guide, and it can help you get through several deer seasons before it needs to be sharpened.

The super lightweight frame is a nice touch that makes it possible to use the knife for long periods of time. It's a mid to light duty knife, like the Mora, with a super comfortable grip and a mid-thickness blade. Read: Not a machete.

8. Kershaw 1895 Lone Rock Fixed Blade

This Kershaw blade is another winning entry in the list of knives on the lower end of the price range. It's easily found online for under \$22, which is an amazing price for how functional the knife is, not to mention the fact that it says Kershaw on the side.



The titanium coated blade is 3.75-inches long and the overall body weighs only 3.5 ounces. The balance is very nice, and the blade is plenty durable for tasks such as butchering, skinning and gutting. It's also got some nice jipping on the spine to allow for greater control. The glass-filled nylon handle is comfortable, lightweight and very durable.

Given its weight to size ratio, this knife is a great choice for backpacking, hunting, and bushcraft. The overall length of this knife comes in at 8.25 inches. There's also a folding version that's a bit longer.

9. Rapala Classic Clip Point Knife



These knives have been popular for decades, and with good reason; pure and simple quality, gloriously simple we'd say.

The German 420 stainless-steel blade is 4-1/2" long, engraved with legendary Finnish blacksmith J. Marttini's signature, with the tang tapering down through a solid birch handle. This knife was designed for hunting and is ideal for caping, quartering and butchering. These things come incredibly sharp, straight out of the box. Plus, they include a really nice leather sheath.

Keep in mind that a survival knife has to help you eat, and this makes the Rapala a great choice. Of course, you could also inflict a lot of damage on another person if you ever need to use this knife for self-defense.

10. SOG Fielder XL

Are you looking for a large, durable knife that's going to be able to easily intimidate others? Of course, that's not the point, but the old Crocodile Dundee quote will always be rattling around in our heads, "That's not a knife. This is a knife."



Well, at 9.63 inches in overall length, most people will agree that the Fielder XL is a knife.

The SOG Fielder XL fits the bill nicely, and it has a highly useful 4.13-inch blade with a mirror finish. The folding knife features a thumb stud for one-handed opening and big honking liner lock bar with jipping for thumb grip. Inside the handle are substantial steel liners, and the construction quality on this line is generally very good with no side-to-side play. It also has a nice pocket clip for carrying convenience.

This is another wickedly sharp knife, straight from the factory, and it's ideal for skinning and cleaning game animals. It's definitely tough enough for other tasks, but it's so pretty you may not want to use it for them. One thing's for sure, this knife is a great value at \$25 to \$30.

PHOTO:

*Above right: Knife in Stump,
Photo by Johan, Flickr*

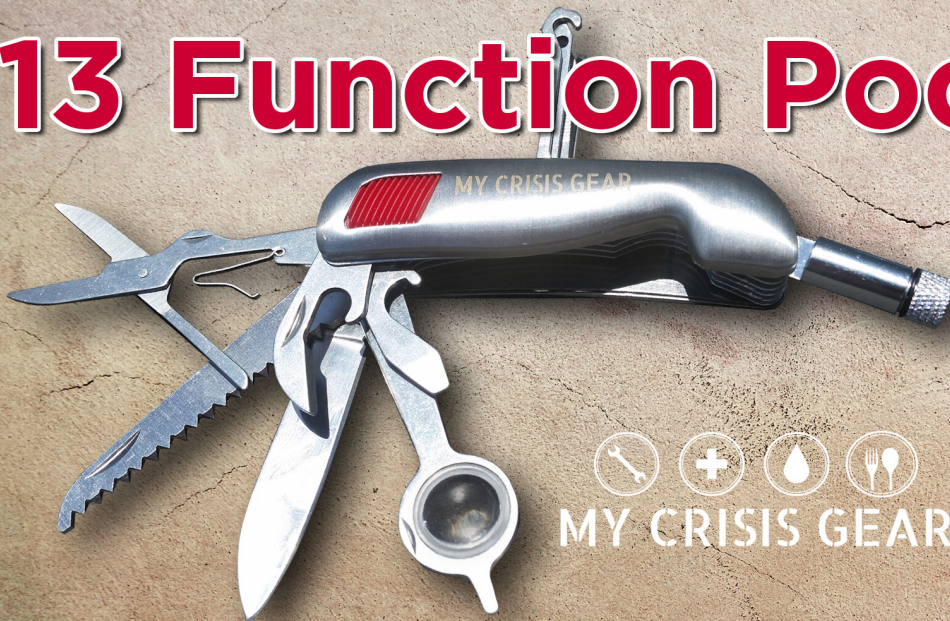
The Bottom Line

There are, of course, dozens and perhaps even hundreds of other budget knives that deserve some consideration, including variants of the knives on this very list. This guide isn't meant to exclude any great options, or suggest that you shouldn't spend upwards of \$50 on your SHTF knife.

Our goal is to give you a cheat sheet that is at least 10 knives deep, all of them great quality and great value, excellent for survivalists, hunters, fishermen, etc. These are all excellent choices, and cheap too; we don't want to give you any excuses not to go right out and expand your knife collection today.



13 Function Pocket Tool



MY CRISIS GEAR

Stainless Steel Blade
Serrated Saw Blade
Magnifying Glass
2 Hole Punches
LED Flashlight
Scissors

Flat Head Screwdriver
Multi-purpose Hook
Phillips Screwdriver
Metal Nail File
Bottle Opener
Can Opener

<https://mycrisisgear.com/pocket13>

1-800-370-8660





Whether a natural disaster seems to have your area in the crosshairs, social upheaval is breaking loose, or even a political crisis is reaching the point of no return, it's critical that you can recognize the signs that it's time to put your survival plans into action.

After all, many of your carefully thought-out plans may go to waste if you don't light the fuse on time, so to speak. This is especially true if your plans involve traveling.

"Bugging out" may mean going to a remote cabin, visiting relatives far away, or just vanishing into the countryside, only to return when the coast is clear. In either case, timing is everything.

After all, hesitating could easily make the difference between getting out while the getting's good or getting stuck in a hopeless gridlock. In more dire circumstances, it could make the difference between living and dying.

Most situations only require you to bug out temporarily. Understanding this and being able to leave for a flexible period of time with little notice is an essential part of being truly prepared for anything. And on the bright side, it is possible to survive most anything... even a nuclear sneak attack.

Let's take a look at a few scenarios that are definitely red flags that it's time to bug out!

Massive Storm Systems Approaching

Do you check the weather and surrounding radar at least once a day? If not, that's a habit you should really adopt in order to protect yourself and your family.

Many natural disasters are predicted well in advance with a high level of accuracy. For example, we typically know when a hurricane is expected

to make landfall and which areas are likely to be the most impacted by it.

Of course, it's impossible for the predictions to be 100 percent accurate 100 percent of the time. Therefore, here's a good rule of thumb for temporarily bugging out: if you're in the expected path of a natural disaster that is predicted to cause serious damage, it's time to temporarily leave town. If you get caught unaware with a tornado or other disaster, take shelter immediately in the best way possible.

Always remember that most Hurricane Katrina victims went a minimum of five days without being provided food and other assistance. Rioting, looting and a lack of electricity were an issue for several days and FEMA was still providing housing for 100,000 people almost a year later. Don't get caught in this type of

Top 6 Signs

It's Time to Get the Heck Out of Dodge!

situation. Be prepared to bug out!

Indicators of Upcoming Martial Law

It's highly unusual to see armed soldiers marching in the streets in the US during peacetime when there's no parade scheduled. It's something that's probably worth taking notice of.

Has the National Guard been deployed to several cities? Are military

planes flying overhead on a regular basis in areas that don't typically experience this type of activity? Has the phrase martial law actually been said by a member of the government?

Many of those who've lived in developing nations know exactly what comes next...

All of these are warning signs of political instability and impending martial law. If you don't want to end up in a government enforced camp or

worse, these warning signs should be heeded.

Note that staying in a below ground bunker that's attached to your house may not be feasible during this type of situation unless you are certain no one can access it.

Hiding out far from urban centers, deep in unpopulated rural areas, is probably your best bet. Hopefully it won't be forever, so make sure you have a hand crank radio with you to



PHOTOS:

TOC: Military, Photo by William Murphy, Flickr CC

Upper Right: Pandemic, Photo by Mark Hecht, Flickr CC

Bottom Left: Prison Tatroo, Photo by DoD News, Flickr CC

Bottom Right: Prarie, Photo Jon Bunting, Flickr CC

War on Your Country's Soil

We've all seen the original "Red Dawn" movie, right? While it is fun to envision a small group of people being able to take out tons of foreign troops, the reality is that a war starting on your home soil is definitely a huge sign that it's time to bug out. And this time, instead of just heading for the hills, you'll need to bug out in the most secure way possible.

Your cabin deep in the woods could easily become compromised if troops from either side decide to march through that area. So, unless you're planning to enlist and fight with one of the Armed Forces, go as deep into hiding as you can.

Also, keep a weapon on you at all times in case you do need to fight enemy forces in order to survive. Alternatively, if possible, use your passport to leave the country altogether before things get really bad.

Continuously Increasing Civil Unrest

The U.S. has been experiencing a lot of protests lately, and some of them have contained elements of rioting. The nation has also been through this in recent history in specific towns where riots and protests continued for weeks.

However, what hasn't happened is wide scale rioting in numerous areas at once without any letup for several days in a row. And be aware that when we say rioting, we mean actually rioting, not just holding up a sign and chanting a catchy phrase.

If rioting becomes the norm instead of the exception, you need to get to a safe place and stay there until things settle down. A lot of people are currently pushing for a revolution, and this may not come from peaceful means.

If the people take their rioting far enough to literally attack the government, you can expect the nation's troops to be ordered to





turn their guns on the people. Don't get caught in this type of situation.

Widespread Pandemic

The last pandemic to hit the U.S. that led to massive casualties was the Hong Kong Flu of 1968 to 1969 that claimed the lives of 34,000 Americans and 750,000 people worldwide.

One of the most notable pandemics throughout history was the black plague that resulted in 25 million European deaths during the 14th century.

If another massive flu hits, you can protect yourself by staying home as much as possible, washing your hands regularly, etc. But what if a pandemic hits that's more along the lines of the black plague?

The best way to avoid a communicable disease is to steer clear of other humans. Therefore, if a wide scale issue hits your area, you should bug out, at least temporarily. This would also be a good time to use an underground bunker. As always, make sure it's fortified with food, water, entertainment and other necessary supplies.

Suspended Rights and Liberties

Depending on what side of the political fence you're on, you may feel like your rights and liberties have already been diminished many times in recent history. However, we're not talking about small stuff here.

We mean major violations of your rights and the constitution. These violations might begin with curfews, relocations, checkpoints, etc., and get progressively more severe. For example, the nearby photo depicts a tattoo from an internment camp that the Nazis used during the holocaust.

Inevitably, certain groups become the target of a hostile regime on the war-path. The holocaust is the most egregious example history has to offer, but the focus on it often distracts us from realizing how common this phenomenon is.

This pattern of rulers seeking out groups delegitimize, deprive, and even destroy echoes throughout human history. It's not always as brazen or obvious as we might expect.

If citizens start disappearing, if people are forced into government camps, if the Internet is suddenly massively censored, if social media sites become inaccessible and/or if any president uses executive powers to declare a state of emergency (outside of active, on soil war time) that



keeps them in office past their term limit, then it's definitely time to bug out.

Timing is Everything

For the vast majority of us, bugging out is a last-ditch option reserved for a truly worst case scenario. However, as the time for this option grows closer, we believe it will become increasingly difficult to draw that all-important line in the sand.

As with most things that involve risk, denial and need for sense of normalcy are powerful human drives that can often make us lose sight of the bigger picture or ignore problems as they grow. The metaphor about how to boil a frog comes to mind here. You put him in hot water, he'll jump out. However, put him in at lukewarm water and slowly heat it up, he'll never notice as you boil him alive.

One or several of these "signs" could occur with little to no notice or fanfare. Often, social and political stability deteriorates incrementally, so you must get prepared to initiate your bug-out plan, both mentally and in terms of supplies.

No matter what your political leanings are, it's clear to see that tensions are growing throughout the U.S. and throughout much of the world. Many first-world nations are in the process of rejecting long-standing globalist power structures, and the result of all this is anybody's guess.

This could lead to an emergency such as increased civil unrest, political turmoil, or even war. Get ready now, and be prepared to bug out when the time comes.





8 Signs That a Tornado May Be Seconds Away

Sure, most people have a good idea what to do when they know a tornado is nearby. The problem is they need a weatherman or a phone to tell them when to do it.

As we all know, not every tornado is preceded by a warning. Heck, many tornadoes aren't even confirmed by the National Weather Service until the following day... after the damage has been done (damage that can include lives lost).

That's why it's so important to know how to read the signs that a twister's a-coming to get ya...

Now you can't stop a tornado from touching down in your backyard, but you can prevent it from killing you and your family by paying close attention to all of the warning signs.

After you become aware of a tornado, you must put life-saving techniques in place immediately such as getting to the lowest possible level and staying away from windows.

To help you reach that point, we've compiled a list of some of the top ways you can know that a tornado is near and about to get you!

PHOTOS:

Bottom Right: Storm Photo by NOAA Photo Library

Opposite page:

Upper left: Hail Photo by look_west

Upper right: Train Photo by Kenneth Hagemeyer

1. THE SKY TURNS GREEN

Does the sky have a greenish tint to it? Perhaps it's even greenish-black?

That's a very bad sign, indeed. If any portion of the sky begins to turn green, that's an extremely clear warning that conditions are highly conducive to funnel clouds.

The general rule of thumb is the greener the sky, the more concerned you should be that a tornado is very likely to touch down in your immediate area.

Even if a funnel cloud doesn't form, the presence of a green sky is indicative of bad storms that have destructive power; think: hail plus some mighty strong winds.

Therefore, it's wise to initiate your tornado survival plan as soon as you spot green in the sky.





2. HEAVY RAIN AND HAIL THAT SUDDENLY STOPS

Did a huge rain and hail storm go through your area and then suddenly stop? Does everything sound almost eerily quiet?

Instead of taking the time to check out any damage, you should be running to your designated tornado shelter. Although the sudden disappearance of fierce rain and wind may not be the lead up to a tornado, it's often a sign that a funnel cloud is near.

Don't get caught admiring the wrath of the first part of the storm when you should be taking cover from the potential sequel, which is virtually guaranteed to be far worse.

3. HUGE HAIL

You shouldn't stop to admire the hail if a big storm suddenly halts and everything becomes quiet, but taking a quick glance at it will help you further determine if a tornado may be on its way.

Large hail often accompanies a tornado, and it's common for it to be at least the size of a golf ball. Of course, this doesn't mean that if the hail is small, you're in the clear.

But it does make it easier to tell from a glance whether or not the risk of a tornado is higher than usual.



4. LOUD SOUNDS LIKE A TRAIN

Do you hear the loud roar or rumble of a train or jet? That may be normal in your area, but if the sound is continuous and does not fade shortly after thunder strikes, you need to take cover.

Many people who have lived through a tornado have reported hearing a sound like a train throughout the entire experience -- Not the train's whistle, mind you, the actual sound of its wheels against the track.

Other reports have also indicated the noise may sound like a jet or a waterfall. Either way, the volume of the noise is said to be unbelievably loud, to the point where you won't be able to hear people who are only a couple of feet away.

In other words, if it sounds like a train is about to crash into your house, you've definitely got a problem and must take shelter immediately.

5. DEBRIS AND LITTER EVERYWHERE

Debris can be picked up and moved during the moments before a tornado hits. For example, trash cans can fall over, and the resulting litter can be strewn about the street.

You may also see dust and small items of litter in the air or blowing past your feet.

This is especially notable in an area that is usually kept clean and free of litter. Small tree branches and lots of leaves may be all over the ground, and you may also see downed trees and other indicators that the wind is getting extremely strong and carrying debris very high into the air.

When you notice debris settling in your yard that you're fairly certain didn't come from anywhere nearby, that's a very strong indicator that you should already be taking cover.





6. GROUND FLASHES

Lightning can accompany many storm types, so its presence alone isn't indicative of a pending tornado. What could signal a coming tornado, though, is the sight of ground flashes near a thunderstorm.

Keep an eye out for ground flashes that are green, white, blue or any combination thereof. This may mean that power transformers are blowing up, which is a relatively common occurrence during a tornado.

Generally speaking, you're going to be seeing a lot of lightning when a storm rolls through. You mostly need to pay attention for changes in the colors you see flashing.

Rule of thumb: You don't want it to look like a party is going on outside. That's bad.

Even if the storm doesn't involve a twister, the explosion of power transformers is very dangerous and may knock power out for an extended period of time. Don't go anywhere near them.

7. A WALL CLOUD

The formation of a wall cloud is easy to spot because they are so thick and low-lying that it feels like there's literally a wall of clouds between you and the rest of the sky.

As the wall cloud gets closer to the ground, your tornado risk goes up. Keep an eye on the base of the clouds to help you spot any swirling activity.

As always, it's better to take shelter for a while without needing to than to stay outside until a tornado has already appeared. Therefore, use common sense when a wall cloud begins to move in a downward direction.



8. STRONG WIND SHIFT

A heavy rain storm happened, followed by a quick stop that was extremely quiet and calm...

Suddenly, the wind picks back up again, and it's strong enough to begin blowing things around.

This is a very bad sign. Strong wind shifts after a brief silence are often the calling card of a tornado on the move. This literally means the wind directions are changing rapidly, swirling if you will...

When these conditions happen, move immediately to your storm shelter.

Pay Attention, Have a Plan

There are numerous signs that a tornado could be forming in the near future but they all require you to pay attention. Survivalists know that they should check weather reports and radar daily, this alone will typically alert you that storms capable of producing tornadoes are expected to pass through your area.

Everyone likes to pile onto the weatherman when he's wrong, but the fact is meteorologists are very good at creating awareness. These forecasts, watches, and warnings are your first line of defense. We never recommend that you rely solely on TV to get information (especially when power outages are likely). However, TV and online weather info is a great way to know when conditions may go south in your area.

Of course, you must also verify this information by looking at the real-world conditions around you; often they are telling you loud and clear that the atmosphere is becoming increasingly unstable. Although there are tornado sirens and other emergency measures in place to protect us, they don't always work.

You must remain alert when bad weather is near. Ultimately, the two elements you have in order to keep your family safe when a tornado strikes is to a.) have a good plan in place and b.) know when to put it in action.

Several of the key indicators in this article may give you only a moment's notice that a serious storm is right at your back door. Nevertheless, every second counts when a tornado is approaching, giving you every possible chance to run for cover.



Case STUDY: Why Laser Sights Are a Must for Home Defense

By Oli Fischer

Home defense is a deeply personal topic. As any decision that involves life and death, your decisions regarding how to best secure your home and loved ones should be ones you've made carefully and consciously. It's far too important to be left to chance.

My goal with this article is to simply present you with the information you need to make the best possible decisions you can regarding this extremely important topic. If nothing else, I'm sure we can all agree on one thing; we'd all like to increase our own odds of walking away from a dangerous encounter. If this ring true for you, please read on.

24-Year-Old Gun Owner Stops 2 Home Invaders WITH .22 PISTOL

Imagine this scenario: It's a typical Thursday morning and you're fast asleep in your apartment when there's a loud knock at your door. You slide out of bed groggily and answer the door to find a strange woman encouraging you to let her inside, of all things, because she claims to know "the people that lived there."

The problem is that, of course, you live there... and have for several years. You also know the residents of all adjacent units and most of their friends.

If the red flags haven't come out in your mind to this point, the sirens definitely start wailing when you excuse yourself to go get ready for work... and





two strange men come out of hiding nearby and bum rush your front door, forcing it open just before you can turn the lock!

At this point, our hero, 24-year-old Daniel Williams, knew he was in the fight of his life as these assailants pushed him to the ground. It was at this point that Philip McIntyre stepped inside the apartment and began throwing punches at Williams as fellow assailant Robert Dellairo followed up, slashing at Williams with his knife.

Williams took several blows and a cut to his abdomen before he was able to run into his bedroom and grab his .22-caliber handgun, decked out with a laser sight. Although the weapon was intended for recreational shooting, by no means an ideal setup for self-defense, it proved to be more than enough to turn the tables on the attackers.

Gun in hand, Williams, “Did what I had to do,” hitting McIntyre in the leg and following the injured would-be burglars outside. That’s when Dellairo forgot something very crucial (that he’d brought a knife to a gun fight). At this point, he turned back to lunge at Williams, who naturally fired on the aggressor. This time, Williams struck Dellairo in the hip, a wound that would later prove to be fatal.

After this exchange, Dellairo and McIntyre fled to a blue Honda Accord waiting outside. Now in control of the situation, Williams followed outside and put two slugs into the trunk, in hopes that the marking would help police identify the vehicle.

Sure enough, police met the group of wounded home invaders at the local hospital shortly thereafter. Dellairo was transferred to Eastern Maine Medical Center that afternoon where he later died.

We’ve overheard some hyperbole over the years regarding rimfire weapons for self-defense, some going so far as to suggest you’d be better off with a bat than a .22-caliber firearm. Well, for anyone who downplays the lethality of the .22LR, here’s your evidence right here.

“They attacked me in my home, and I had to protect myself,” Williams told the *Bangor Daily News*. Luckily for Williams, he had the tools and the training to thwart these home invaders.

You see, although a rimfire caliber is not considered to be a good choice for home defense, the handgun did have an accessory that can make a huge difference in a close quarters scenario - a laser sight. In fact, we’ve come to highly recommend this particular accessory for home defense weapons.

The reason a laser sight is so valuable in a home defense or close quarters scenario is incredibly simple, yet not obvious to most gun owners. In fact, as much as we like red dot sights, there’s no comparison in this specific application.

With limited space to work with, or in a situation where an attacker is closing on you quickly, the chances are quite high that you won’t be able to extend your handgun up to your eye level as you do at the shooting range. This is because you might be risking having your weapon taken from you, or it may be a simple issue of space. The bottom line is that you may have to shoot from an improvised position.



If you must shoot from a closed guard stance -- i.e. your weapon is anchored at your chest -- neither your iron sights, nor a red dot, will help you direct your aim. This is a situation where a laser is just about the only sighting aid that will help you line up your muzzle with your target.

Most people assume that a laser sight's key function is for "aiming," but that's not the best description for the advantage a laser can provide. Target acquisition speed and the ability to improvise in a rapidly escalating situation are the biggest advantages that a laser will provide.

Consider Daniel's story; he had to run back to his bedroom, get his weapon and direct his shots effectively, even as he was being attacked. Chances are that Daniel had to confront these attackers as he moved through a doorway or at close range in a hallway. Again, these are situations in which extending to a traditional presentation (arms extended with the firearm at eye level) could be impossible, or worse, puts you at risk of having your weapon taken out of your hands.

With his laser equipped .22 pistol, Daniel was able to round corners and place his shots accurately, striking both home invaders during the confrontation. A key aspect in a confrontation such as this is striking a balance between speed and accuracy. To quote, Wyatt Earp, "Speed is fine, but accuracy is final."

Of course, Wyatt Earp wasn't known to be a quick draw, nor did he have a 16-round magazine. Today's self-defense training experts drill to achieve both results, as did famous gunslingers in the "Wild West." This is exactly why so many Military and SWAT experts utilize laser sights to gain the maximum advantage in a life or death scenario.

In a tactical shooting scenario, it's not all about grouping; it's about hitting your target reliably with the most shots in the shortest span of time. Laser sight technology has proven to be a game changer in firefights because it facilitates this goal so effectively.

WHY LASER SIGHTS ARE A MUST FOR HOME DEFENSE

Home defense firearms come in all shapes and sizes, but no matter how well it seems to feel into your hand, everything changes in an indoor setting. Corners are tighter and distances seem shorter with a firearm in your hand. The ability to acquire a target and shoot quickly is critical.

Taking careful aim via a traditional stance, like you would at the gun range, may be a luxury you simply don't have (in both time and space). The speed with accuracy provided by your laser sight is your advantage over a home invader, even an armed one.

Plus, what about those who wear glasses and/or contact lenses? Lasers are even more important for those with poor eyesight. If you're startled awake in the night to an intruder breaking into your home, you may not have time to put on your glasses and grab your weapon.

Iron sights on most tactical weapons are black, maybe OD green, which means they're about useless in the dark. Add poor eyesight to that equation, and the poor night vision that is common for most of us as we get older, and you really don't have any effective way to aim in low light conditions.

Unless of course, you have a few rail-mounted accessories on your weapon.

Get Your Own MCG Tactical Laser Sights

50% OFF:

<https://mycrisisgear.com/laser>

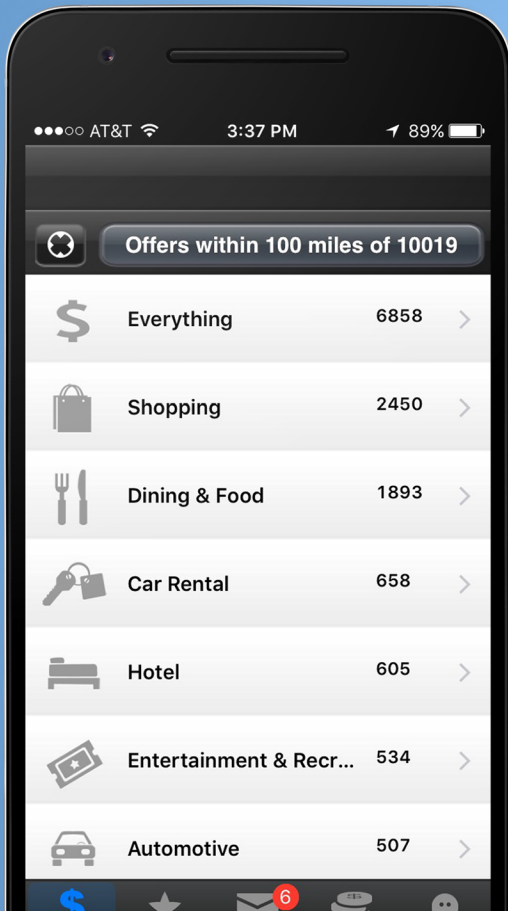




MEMBERS DISCOUNT CLUB

Log Into **YOUR** Account Today!

Average NSRA Member Savings: \$827 Per Year!



As a valued member of **NSRA** you are already eligible to **discounts** at thousands of retailers, restaruants, and more in your area.

Save hundreds every month!



...and many more!



Convenient APP makes it simple to search and apply discounts for your everyday purchases.

Start Saving Today at NSRA.enjoymydeals.com



 **NSRA**
Liberty. Independence. Patriotism.