



MEMBERS UPDATE

December 2022



22 Best Prepper Gifts Of 2022

7 Things I Wish I Knew Before I Carried Daily

Less Than Lethal Self Defense Options

Traveling With Your Gun



NEXT ISSUE: Getting "Gun'd Up" For Beginners,
A Beginners Guide to Building A Diverse Arsenal

Even if your vision isn't what it used to be...
this high tech piece of gear can
DOUBLE your accuracy...
almost **IMMEDIATELY!**



RED DOT LASER SIGHT

GET YOURS NOW! [MYCRISISGEAR.COM/REDDOT/](https://mycrisisgear.com/reddot/)

CONTENT



02

Less Than Lethal Self Defense Options

All of us would love to carry everywhere without restriction, but sometimes that isn't possible or worth the risk dealing with the law. Let's look at some very effective less than lethal options for taking an assailant out long enough to beat feet.



06

7 Things I Wish I Knew Before I Carried Daily

When one makes the decision to strap on a daily carry, they take on a responsibility to not only themselves, but also the public at large. Fear not, we shall explore some things to be aware of and avoid in order to have a worry free everyday carry life.



10

Traveling With Your Gun

Having a gun may be your constitutional right, but there are a variety of local laws that you need to be aware of before you travel. To help you differentiate between the states and their laws, consult this list to become more familiar with the laws that affect you.



15

22 Best Prepper Gifts Of 2022

It's that special time of year again, and we're here to give you several potential gifts to think about. Whether your friends are also survivalists or you need a way to let your loved ones know what you want, this list should make it much, much easier.

Next Issue: Getting "Gun'd Up" For Beginners, A Beginners Guide To Building A Diverse Arsenal

Less Than Lethal Self Defense Options

By Eric Austgen



Even though half of the states in this great land have righteously implemented constitutional carry for its citizenry, 2A adherents across the country must still deal with that raging migraine known as the gun-free zone. While I'm sure all of us would love to carry everywhere without restriction, sometimes that isn't possible or worth the risk dealing with the law. Therefore, we will have a look at some very effective less than lethal options for taking an assailant out long enough to beat feet or to gain a tactical advantage.



Put Some Pepper On It

In terms of lightweight and ease of use, one cannot beat having a canister of pepper spray at hand when life takes a dangerous turn. As the name implies, the main ingredient of this devilish irritant is oleoresin capsaicin, which is extracted from plants of the genus capsicum, or just plain chili peppers for all

you spicy food lovers out there. These mighty mites will put an attacker down and make them cry for mommy while you figure out an exit strategy or stay and play scenario. My advice is to hightail it instead of engaging any further, unless you also have your artillery on you; in that case, it's entirely up to you. Canisters will come in different sizes based on your particular needs and are cheap enough to get them by the pallet load.

Portability is also a nice feature to having some mace on your person. Those partaking in solo athletic activities requiring constant motion or jerking around will testify that carrying a piece while doing so is uncomfortable and bulky, not to mention the logistics of placement on the body is a nightmare. The size and punch of the spray canister is ideal for being a nice bit of pocket insurance when life comes at you.

You should also take care when discharging pepper spray. As much as the disciples of the climate cult like to think, no one can control the wind and what direction she be a blowin', so keep that in mind when squeezing the trigger. I know there will be a million thoughts racing through one's head simultaneously in a stressful situation, but in the interest of self-preservation, just remember to try and be upwind when you start blazing away. Another thing you should be cognizant of is the distance in which the spray is used. The spray will not be very effective at long ranges, but can be devastating to both you and the assailant if you

are too close to each other. This effect is known as blowback, which occurs when the spray hits the attacker's face with enough force to pass this hellish delight back to you. Keep these pitfalls in mind and you'll pass into legend as the greatest slinger of spray known to man.



True Gluttons For Punishment

If you want to upgrade from just pepper spray to something with a bit more range and impact, then I would suggest going with a pepper ball gun. Yes indeed, just like their lethal counterparts, these weapons will unleash a world of pain on anyone itching for a fight. Mainly used by military and law enforcement, civilian models have hit the market and range from handgun models, with a max capacity of 4-6 rounds, to AR-15 simulacrum with larger projectile capacity. Of course, the styles and capacities will vary between manufacturers. In addition to the 150-foot range, the projectile's payload will spread over a distance of up to 200 feet after target strike. The majority of the handgun models available run between 200-500 bucks, depending on what you're looking for, and for accessories. AR-15 type guns will set you back a cool grand or more, but are worth it due to increased projectile capacity. Not only will this incapacitate the intended target, but also the other riotous mutants around them.

Rubber bullets have proven to be very effective in stopping an attacker in their tracks. They are constructed of metal and rubber components with a rubber coating to keep it all together, although many companies have moved away from this mix of ingredients for plastic married to rubber, due to deaths incurred from the metal jobs. To say that these are rather painful and injurious projectiles is a gross understatement. The wounds left are worse than anything a paintballer would pick up over a weekend of hardcore play. These rubber beauties

will break skin, even through clothing, and I have even heard of instances in which bones were broken. So, definitely a perfect tool to employ if you were looking to teach the forces of evil a lesson the next time they came a calling.

Shotgunners, be not discouraged, for even the less than lethal projectile world has something just for you. Beanbags. Yes, beanbags, and I'm not referring to the ones used in a leisurely game of cornhole. No, I speak of the compact pillow bad boys filled with lead shot. They come in multiple gauges, but as with lethal shotshells, the most commonly used size is 12 gauge. Both the beanbag and rubber bullet projectiles should be used with great caution. Hitting a person in their vulnerable bits could cause fatal results, so put your shots in places that will cause the maximum amount of pain, but just short of a meeting with St. Peter.



Give Them The Shock Of Their Life

Most people think that tasers and stun guns are interchangeable, one in the same kind of affair. Nothing could be further from the truth as both are very different, the only similarity being each weapon delivers a charge of electricity. So, let's check out the taser first. Tasers are cartridge-driven and shoot barbs that penetrate into the skin or clothing of a perp, sending a nice little jolt of invitation for total compliance. They are not only capable of deploying at a distance, they can also be used at close range should a physical altercation or spontaneous wrestling match break out. Fortunately, tasers come with multiple cartridges at present, so that one is afforded a better chance at escape than with one of the original single cartridge models. The only downside is that the assailant will only be incapacitated from between 5-10 seconds, so be ready to seek greener pastures before they get back up.

On the other hand, stun guns are more along the lines of cattle prods and the handheld devices used by imperiled heroines in movies and television. These weapons do not shoot barbs, but generate a high voltage current between prongs housed in the front, and pressed against the aggressor to halt the attack. The nifty thing about stun guns is that they come in sizes from anything a key ring can handle to long barreled flashlights. In addition to the devices most people picture a stun gun as looking like, they are also available in pistol designs that are sleek in design, compact, and ergonomic. The flashlight stun guns add a little extra with its use as a striking weapon peripheral to the electrical discharge. No matter the size, these guys can deliver a powerful shock that will give the attacker pause in considering a second round.

Give It A Good Whack



An old-fashioned police baton is another of the less than lethal options that are excellent to carry when firearms are prohibitive for whatever reason. Commonly made of a nice hardwood, batons can be found in a hard plastic composite as well. Since these are marketed more towards the lawdog market, they will generally be about a foot and a half to two feet long, long enough for their needs but a bit much for civilian use. This problem can easily be remedied by cutting off the desired amount to suit your needs. If the baton does not come with a lanyard, drill a hole through the handle, out of the way of where your hand will rest, and put a leather string or other soft, but strong material string through. Use just enough to be able to secure it safely to your wrist so that you will not drop it or have it knocked out of your hand in a confrontation. Just make sure not to add anything to the tips like screws, staples, hobnails, construction nails, or other bits of mayhem that would turn it into something akin to a WWI trench club. It's not really cricket or playing by Hoyle, and I'm pretty sure there are a few laws that frown on that type of skullduggery, so, keep it clean.



If you have a flare for the dramatic, with a little shock and awe, sans fire and noise, thrown in for good measure, and an eye towards comfort, a collapsible baton would be advisable. These are certainly an upgrade from the fixed wood and plastic options; instead, it's a metal telescoping job topped off with a nice little knob. They are also splendid as a compact belt-mounted weapon that can be taken almost anywhere and participate in any activity. A simple flick of the wrist will deploy the baton, accompanied by a resolute sounding click. The sound and look of this weapon should be enough of a deterrent for most people, but it may need to swing into action if your would-be attacker wants to play with the law of averages. Like its wood and plastic brothers, these batons can be purchased from law enforcement and security supply houses, and at retailers specializing in self-defense equipment. The good news is that these weapons are also very affordable for immediate security needs, generally running less than one hundred greenbacks for most models.

One of my all-time favorite items to carry, besides my firearm, is also one of the most favored police backup weapons from a long time ago. This, of course, is the sap or blackjack, a perfect combination of leather and lead that will inflict a good amount of hurt on any hostile party looking to tangle. The whole design is something of a simple engineering marvel. In addition to the devastating lead shot contained in the head, there is either a flat or coiled steel or rawhide spring below the shot running into the handle. This allows for an even transfer and absorption of kinetic energy upon impact, theoretically lessening the chance

of inflicting the same blunt force trauma as would an inflexible wooden baton. All of this is wedged between two to three layers of leather complete with a wrist strap. For the most part, these weapons have received an undeserved negative reputation and have become rather scarce of late. Cheaper Than Dirt used to sell them years ago, however, they are hard to find in many self-defense or cop equipment stores, due in part to this weapon being in a legal gray area in most parts of the country. This is not a concern for some on-line leather makers, as they will be more than happy to sell you one of their existing lines or make one to your personal specifications. For my fellow leathersmiths out there, this will be an easy project to complete after eyeballing and handling an example to get an idea of weight and construction. Since you will most likely be dealing with a mom and pop type of operation, prices will vary for their respective established wares. Prepare to do some Bazaar style haggling when it comes to a custom order, especially with inflation and rising costs for supplies, not to mention the time and workload of the maker.

One last word about the aforementioned weapons is safety driven. I wouldn't be a happy camper if any of you dear readers were to just go around smacking people willy nilly in all the wrong places, and getting into a heap of trouble for it. Notice I said the "wrong" places. I have no problem with you swinging away at an assailant and making their day one they won't soon forget, as long as you hit them in areas that are incapacitating, but not lethal. Lethality should be a last resort when using striking weapons. That being said, avoid the head, neck, spine, solar plexus, and kidney areas unless absolutely necessary. You would be safer hitting someone on the anterior and posterior of the shoulders, arms, and legs. The elbows, knees, upper abdomen, ribcage, and collarbone should be considered when the perp just isn't getting the message, as this measure is a step below death, and should sufficiently convince anyone to give it up.

I Should Have Been A Cowboy

A newer product on the market that is kind of neat-o and innovative is the Bolawrap device. The bola is a tool used by Argentinian Gaucho's to take down cattle and other four-legged stock. It's basically a long length of rope with a weighted ball

on each end that, when skillfully deployed, wraps around the hind legs of the critter, putting them on the ground fast. Same concept with the Bolawrap, except that in place of the weighted balls, a pair of 4-prong hooks are attached. The whole thing looks like a handheld stun gun, however, a cartridge containing a length of hooked, sturdy Kevlar cord is inserted into the front. There is a laser sight for aiming and firing it off is as easy as the press of a button. The wrap speed of the bola is 380fps, with an effective range of 10–25 feet, that is if you have a clear line of sight without anything to snag it on before it gets to the target. My research on this item has found that this is a restricted sale item to law enforcement only, so it may be difficult, but not impossible, to get your hands on one. I'm sure some of you know someone who knows someone and can go that route, there is always a way around things. It may not be as effective in putting a beat down on an attacker, but it has been humbly submitted for your consideration, just to cover all avenues on the subject.



The term less than lethal is somewhat of a misnomer in that any thing or object is capable of generating a lethal reaction in humans. We are all built differently, our bodies equipped to weather the multitude of exterior inconveniences, and dealing with them in our own way. So, remember when using any of these self-defense weapons that unintended consequences may occur.

Pepper spray could trigger severe respiratory distress. Tasers could screw with existing cardiac conditions. Some people just can't take a whack and are more prone to broken bones or perhaps even hemophilia. This is just something to think about purely to cover your own keister and realize the variables that go along with the use of these weapons. Remember to always check your local laws regarding the use of these tools as well. So, until next time, dear reader, stay safe and let's be careful out there.



7 THINGS I WISH I KNEW BEFORE I CARRIED DAILY

BY ERIC AUSTGEN

Rod Stewart once famously lamented that he didn't acquire the knowledge as a youth that he now possessed as a wizened older man. Many people have had the chance to view their lives in such a retrospective lens, coming away with a myriad of emotions, but all generally agreeing on one thing, wishing for that know-how when they really needed it. The daily 2A carrier, whether concealed or open, is no exception, and would most definitely be on board with that assessment, especially when one becomes a consistent firearms carrier for the first time. Well, fear not, we shall explore some things to be aware of and things to avoid in order to have a worry-free everyday carry life.

I ALWAYS FEEL LIKE SOMEBODY'S WATCHING ME

It is a psychological fact that most people have some sort of underlying paranoia that may grip them for no reason whatsoever. Think of a time where you may have seen or done something that not another living soul knew about. You try going about your business, but there is always this nagging feeling that the world has suddenly become psychic, everyone's eyes boring through you, examining your deepest, darkest secrets, laying bare all of your faults and embarrassments. All of this leads to you reaching the end of the tether and loudly announcing that they should stop looking at you. This generally is followed by awkward looks and

silence, with a round of apologies all the next day. Point being, stop thinking everyone has their attention glued to you when you are packing. They don't, unless it's blatantly obvious that you are doing so. When you start acting nervous and paranoid, that's when people will start noticing you, so clear your mind, and fill your head with the daily tasks to be met.



As I mentioned, improperly concealed or open carry will obviously draw stares and gasps. There might also be some pointing, I wouldn't put it past some folks. There really is no way to combat this problem in open carry, however, choosing a good fitting belt and holster will do the trick every time. A thick leather belt with a sturdy metal buckle should be able to handle the chore of holding up your britches, hardware, and the accessories that make it go boom. For you tactical types, nylon or Kevlar belts with sturdy plastic and lightweight

metal skeleton buckles would be of more interest to you. Depending on what type of artillery you carry, holsters should be as slim as possible without creating too much bulk to let the cat out of the bag. A wardrobe adjustment may also be in order so that one can sufficiently hide their mohaska. Several on-line retailers offer clothing designed for the concealed carrier or you can rummage around your closet and scrounge up some loose, flowing clothing that leaves everything to the imagination.

Range of motion will also need to be adjusted when mingling with the general public. Activities such as bending over, reaching, lifting, or anything that would cause you to compromise your carry status should be practiced in private until you find an alternative way of carrying out these motions. Speaking of motion, don't draw attention to yourself by keeping your hand parked near or arm resting on the grip, or even caressing it in constant reassurance. You'll blow the whole ballgame doing this, so in order to keep everyone else minding their own business, forget you are even strapped. This will become natural after a period of time carrying and practicing.



SO MANY GUNS, TOO MANY CHOICES

Many people I see these days who are getting into firearms for the first time are usually the younger crowd. They get so danged fired up about getting a concealed license and the biggest, baddest looking lead spitter around, they fail to actually do some in depth research into how much gun they can handle. This mistake quickly makes its presence known after the first few times lugging their hip-size fieldpiece around. At that point, they will start wondering if it's really worth the darn license. It is worth it, and, if due diligence had been performed, a very comfortable and comforting thing to have

with you. That is why test firing a diverse amount of handguns would be beneficial in deciding what gun fills your hand well and how much recoil you can easily absorb. As I have mentioned before, large gun ranges with an attached store and smith would be the best place to look. Be sure to visit several of them so that if one range doesn't have what you're looking for, another may have your dream shooter.

Whatever handgun you decide to go with, always keep in mind that the gun you have on you is going to be the one you are using. What I mean by this is that like regular hand tools, each firearm was designed for specifically different purposes, mostly in regards to things such as range and target type, so whatever situation you find yourself in that would require an armed response on your part, you will need to factor in those variables when coming to that decision, and you should also know the limitations of both yourself and your firearm, because any misunderstanding of either could be fatal.

TURNING THE TABLES ON PERCEIVED GAWKERS

After taking a CCW or self-defense course, one may come away from it thinking that criminals lurk around every corner. While this may be the case in certain parts of the country, it's certainly unheard of in the rest. However, these courses will teach you about situational awareness and the importance of the scrutiny of your peers, basically reading the room and making mental notes of potential threats. I have to admit that it seems abhorrent that humanity as a whole has such a tragic mistrust of each other, to be put in the mindset that anyone could just lose it and commit wholesale injury, but it appears that intellectual laziness is easier to slip into rather than finding amicable solutions through logic and reason. So, until the human brain has evolved to that point, you should have your head on a swivel and a healthy distrust for your fellows. Trust but verify is an applicable exercise when it comes to carrying a firearm. This type of mindset will evolve over time as well, especially when it comes to recognizing red flags in people's body language and also their speech patterns, tone, and inflection. It is a sad reality to think this way about others, but it will save the lives of you and your family if anything does occur.

IGNORANCE IS NO EXCUSE

When one makes the decision to strap on a daily carry, they take on a greater responsibility to not only themselves, but also the public at large. While you and I both agree that it is our God-given Constitutional right to carry a firearm whenever we please, our society has become increasingly hostile towards firearms due to lies perpetrated through the propaganda ministry and their shameful suppression of good-guys-with-a-gun stories. Therefore, carrying can be a dicey situation when going about your day. In addition to making sure everyone in the immediate area is safe when you are around, you will also need to be mindful of keeping your firearm secure on your person at all times. That means thumb straps or other safety measures built into the holster need to be secured to prevent the weapon from accidentally falling or being intentionally taken out by someone other than the rightful owner/operator. This goes for spare ammo as well. Keep your mags and speed loading devices in a snug fitting pouch that doesn't allow for slippage if vigorously shaken, but is easy to pull out with your thumb and forefinger. Loose rounds should be secured on either a cartridge belt or cartridge strip that slides or clips onto a belt. Having firm control over your firearm and ammunition is paramount to your responsibility as a carrier.

Being a responsible gun owner also means you will need to be intimately familiar with all federal and state laws pertaining to the subject. Your CCW course may have touched on subjects such as when and when not to engage and on state laws germane to CCW holders. This is an excellent start, however, I would urge you to immerse yourself into laws both defending and infringing our right to bear arms. Since it seems that technicalities are all the rage in our legal system, it would be better to be well educated on these laws and possible loopholes that can be used by shady gun grabbers. To safeguard against being abused by a legal system overly critical of firearms, you might want to carry insurance while you are carrying daily. U.S. Law Shield and USCCA both offer insurance and legal representation should the unthinkable happen. It's better to get your ducks in a row beforehand instead of during a stressful situation where clear thought is impossible.

8 Remember, knowledge is power and will come in

handy if you should ever need to legally draw down on someone.

Knowing where the gun-free zones are in your state is also advisable. These can be found listed in your state's laws, however, there are a great many private business owners taking it upon themselves to restrict others' freedoms, having posted homemade signs



announcing their respective brick and mortar are hostile towards firearms. Personally, I ignore these requests, as I wouldn't be breaking any laws and they should mind their own beeswax. Additionally, there are certain dedicated gun-free zones that I will ignore because it is responsible to have a firearm at that location, but certain scenarios in life are bogged down by nuance that people will define responsible differently than you if you are forced to use your weapon in self-defense in one of these government designated abattoirs.

WHERE ARE YOU GOING TO PUT IT?

Speaking of gun-free zones, should you happen to encounter one in the wild and it is a bona-fide "you carry, we arrest" kind of place, a safe, secure means of storage will be needed. Any compartment within your vehicle that can be locked is ideal in a pinch. If you lack locks on interior hiding holes, consider investing in a lockbox or storage container made expressly for firearms that can be mounted to something sturdy. Where you put this container in your vehicle will be dependent upon what type of vehicle you drive, so you will be the best judge of where to place it. Pickup truck drivers should look into the heavy-duty bed mounted tool boxes or go for the gusto and get a lockbox system for the entire truck bed. Anyway you look at it, you will need to have a plan for storage when a gun-free zone blind sides you.

BORN UNDER A WANDERIN' STAR

Concealed carriers who are also avid travelers will be well served by studying the reciprocity of the states they travel through and visit. A quick search online will get you a map and criteria for each state. If your favorite vacation spot(s) do not have reciprocity with your home state, you may be able to receive a permit for that state, however, you should inquire with the proper authorities of that state to see if it's worth doing.

Traveling through some states can be a real pain in regards to storage of firearms. Most allow for the firearm to remain on your person or within reach, while others require the firearm to be unloaded and locked up while rolling through their little slice of tyranny. Here in Colorado, Title 18 allows for carrying a firearm in a vehicle if its intended use is for defense of the carrier or other persons and property. This also extends to dwellings and places of business. Further, local jurisdictions cannot enact a law that restricts a person's ability to travel with a weapon. Title 33 reinforces the right to carry in a vehicle, however, only revolvers and pistols can be loaded, all other firearms must be unloaded and safely stowed. For those of you who enjoy the thrill and expedience of flight, you will be dealing with a laundry list of TSA regulations and red tape. If that is A-Okay with you or that's your only choice, make sure you store your piece in a super duper tough hard case with your own personal lock, not one supplied by the TSA, to ensure your gun has a pleasant journey every time.

TO DO YOUR BEST, YOU MUST FEEL YOUR BEST

Now that you have firmly committed yourself to the everyday carry lifestyle, the next step is to get some training under your belt. There are a variety of firearms training courses available that offer CCW training and many that get into advanced tactical territory. A little research of what's out there will help to determine what type of training course will best meet your immediate needs. I would advise starting out with the basics and working your way up to advanced level training. Too much training never hurts, because the more you know, the better off you will be. However, training is only your education, grasshopper, you must now go out and develop these skills.



Practice will always go hand in hand with training, as neither could exist without the other. Another thing that wouldn't exist would be your skills if you allowed them to get rusty, not to mention the loss of muscle memory when pulling leather. You will need to work practice into your busy social schedule if you want to keep sharp and one step ahead of the bad guys. Normally, two to three times a week will be satisfactory in staying fine tuned. These practice days can be on weekends or spread throughout the week. Consistent practice will not only improve your overall shooting ability, but also increase your confidence as well, just don't mistake cockiness for confidence when you hear shots fired, that will get you killed faster than anything.

The very practice of concealed and open carry may seem like a daunting task not worthy of the time or effort. If that is the conclusion you have reached, no hard feelings on my part. Our rights are still intact so exercise them whenever you like. For those willing to take the risk and added responsibility of daily carry, there must be some reason you have made that decision, and more power to you. No matter where your feelings tend to gravitate when guns are discussed, having an idea of what you or an intimate is getting into beforehand will serve as a blueprint for how to proceed in your or their daily carry career. So, until next time, dear reader, stay safe and let's be careful out there.



Traveling With Your Gun

Having a gun may be your constitutional right, but there are a variety of local laws that you need to be aware of before you travel. For instance, Alabama has a Stand Your Ground law. Meanwhile, in Illinois, no such law exists. However, you may be partially protected if any reasonable person would have shot the suspect to avoid being harmed or killed.

To help you differentiate between the states and their laws, we've created an easy to check template. Wherever you'll be traveling to next, you can simply consult this list to become more familiar with the laws that affect you.

PLEASE NOTE: All but five states that don't make it legal to conceal carry without a permit do offer the opportunity to get a permit. However,

some of these states do not accept a concealed carry license from any other state.

When you're traveling, you always have to keep your gun and ammo locked in a separate container. Every state has some variation of this law. Mexico, however, does not allow you to bring any guns.



STATE	Are "Assault Weapons" Banned?	Gun Lock Required?	Ammo Needs to be Separated?	Legal to Conceal Carry without a Permit?	Need a Permit to Own?
AL	No	No	Yes	Yes, as of Jan. 1, 2023	No
AK	No	No	Yes	Yes	No
AZ	No	No	Yes	Yes	No
AR	No	No	Yes	Yes	No
CA	Yes	Yes	Yes	Yes (out of state permits are not permitted)	No
CO	No	Yes	Yes	No	Yes

STATE	Are "Assault Weapons" Banned?	Gun Lock Required?	Ammo Needs to be Separated?	Legal to Conceal Carry without a Permit?	Need a Permit to Own?
CT	Yes	Yes	Yes	No	Yes
DE	Yes	No	Yes	No	Yes
District of Columbia	Yes	Yes	Yes	No	Yes
FL	No	No	Yes	Yes	No
GA	No	No	Yes	Yes	No
HI	Yes	No	Yes	No	No
ID	No	No	Yes	Yes	No
IL	No	Yes	Yes	No	No
IN	No	No	Yes	Yes	No
IA	No	No	Yes	Yes	No
KS	No	No	Yes	Yes	No
KY	No	No	Yes	Yes	No
LA	No	No	Yes	No	No
ME	No	No	Yes	Yes	No
MD	Yes	Yes	Yes	No	No
MA	Yes	Yes	Yes	No	Yes
MI	No	Yes	Yes	No	No
MN	No	No	Yes	No	No
MS	No	No	Yes	Yes	No
MO	No	No	Yes	Yes	No
MT	No	No	Yes	Yes	No
NE	No	No	Yes	Yes	No
NV	No	No	Yes	No	No
NH	No	No	Yes	Yes	No
NJ	Yes	Yes	Yes	No	No
NM	No	No	Yes	No	No
NY	Yes	Yes	Yes	No	Yes
NC	No	No	Yes	No	No
ND	No	No	Yes	Yes	No
OH	No	Yes	Yes	Yes	No
OK	No	No	Yes	Yes	No
OR	No	Yes	Yes	No	No
PA	No	Yes	Yes	No	No
RI	No	Yes	Yes	No	No
SC	No	No	Yes	No	No
SD	No	No	Yes	Yes	No
TN	No	No	Yes	Yes	No
TX	No	No	Yes	Yes	No
UT	No	No	Yes	Yes	No
VT	No	No	Yes	Yes	No
VA	Yes	No	Yes	No	No
WA	Yes	No	Yes	No	No
WV	No	No	Yes	Yes	No
WI	No	No	Yes	No	No
WY	No	No	Yes	Yes	No
Mexico	No	Yes	Cannot bring a gun to Mexico	No	Yes
Canada	No	Yes	Yes	No	Yes



Best Way To Fly With A Gun

Now that you have a better idea of the laws from state to state, we're going to take a closer look at how to fly when you have a gun with you. Remember: TSA may not catch every single weapon every single time, but the odds are high that your gun will be inspected. Follow these rules to ensure that all goes well.

- Comply with all laws regarding gun possession.
- Declare each weapon as you check your baggage.
- Firearms are required to be unloaded and locked in a hard-sided container.
- You may not have any ammunition when you go through a security checkpoint.
- You may not carry on any firearm parts, although you may carry them in checked baggage.
- Replica firearms may only travel in your checked baggage.
- Rifle scopes are permitted in checked and carry-on luggage.

Ammunition Rules:

- May not carry any ammo in a carry-on bag.
- Magazines and clips must be securely boxed.
- Any small ammunition (up to .75 caliber) needs to be packed in fiber such as cardboard, metal, plastic, or wood.
- Check with your airline to verify ammo limitations.



Best Way To Take A Road Trip With A Gun

By law, you must ensure that your gun is locked away safely before you begin driving. It's best if you put it in a gun safe and then lock it in your trunk. Remember that all ammunition needs to be locked away as well.

The law states that as long as you left a state that would allow you to drive with your gun—and as long as your ultimate destination is another state that will allow you to drive with a gun—then you're supposed to be all set. Sadly, Washington, D.C., doesn't always allow this to happen. In fact, there was one man who was arrested for driving through D.C. with weapons.

Due to this, it's always recommended that you try not to stop in a state that has strict gun laws. After all, what you're doing is technically legal, but that's not going to stop local law enforcement from severely screwing up your day.

Non-Lethal Weapons You Can Travel With

Some of you might decide that it's not worth the risk of taking a road trip with your weapons. If this happens to you, there are several alternative weapons you can choose from, including:



Pepper Spray - This is the most popular non-gun weapon there is. Even better, it's stronger than tear gas or mace.

Self-Defense Knives - Be sure to check your local laws to verify that carrying a self-defense knife is legal.

Self-Defense Whistles & Alarms - If you're looking for a deterrent, then you've found an option with a self-defense whistle or alarm. The loud noise that emanates from one of these tools will scare off most bad guys.

Baton - You could technically kill someone with a baton, so you'll need to aim for their soft tissue, including legs, arms, or hands. This weapon provides a hardcore punch to any area you attack.

Household Goods/Personal Items - If you want to defend yourself while on a strict budget, may we suggest using a watch, pen, belt, keys, cleaning products, or even warm/hot coffee? All of these items will do the trick!

Personal Security Umbrella - If you buy the right type of umbrella, it'll be able to protect you from rain and bad guys. In fact, the combination of an umbrella and a baton will leave you feeling quite secure.

Pocket Self-Defense Weapons - These weapons pack a wallop but still fit inside your pocket. Some of the most popular pocket weapons include Stun Knuckles and a Shock Pen. Please be sure to check your local laws to verify which weapons you can and can't use.

Tactical Flashlight - Traveling with a tactical flashlight just makes good sense. Not only will you be able to see in dimly lit situations, but it will also act as a non-lethal weapon.

Taser - A taser can technically kill someone, but it's extremely unlikely to happen. You will, however, cause your aggressor to have a loss of motor function, uncontrollable spasms, minor burns, extreme pain, and nausea. Be aware that you'll typically have to replace the battery after every 50 uses.

Stun Gun - Stun guns are not legal everywhere. Hawaii and Rhode Island have completely banned the use of stun guns. Meanwhile, you must have a permit to operate one in Wisconsin, Michigan, Indiana, and Illinois. If you can legally use one, though, it will definitely subdue your attacker.

Travel Responsibly

There has been a lot of talk lately about what it means to be responsible with guns. Traveling responsibly means making sure that your gun and ammo are locked away.

Some people believe that they must keep their gun unlocked, loaded, and close by at all times. Doing this in a vehicle is not a good idea, though. Not only could you be arrested, but you could also get yourself into big trouble with your fellow drivers. Road rage is definitely still a thing, and one of the quickest ways to cause it is by waving your gun around.

It's smart to not discuss the fact that you have a gun. For instance, if you're on an airplane, don't volunteer this information. Again, some people are quite simply waiting to be riled up just enough to snap. Letting them know that you have a weapon could cause them to follow you after you deplane.

Follow All Local Gun Laws

The chart above is definitely a good start, but we suggest that you take some time to familiarize yourself with local gun laws. This is imperative if you're going to be driving because you also need to know what the laws are in each state you'll be passing through.

We know that most people who make a gun law mistake while they're traveling are simply ignorant of the differences between states. Don't fall prey to this common mistake, though. Instead, begin researching what you can and cannot do right now!

RAND's Gun Policy In America Initiative

In 2020, RAND took a close look at what science has to say about the effects of gun policies



nationwide. What they found probably won't be shocking to you, but it may shock and discredit several members of law enforcement. Instead of revealing that having a gun was a bad thing, RAND found only limited proof in very specific circumstances.

Limited Evidence

- A minimum age requirement may reduce youth suicides.
- Limiting those with a mental illness from owning a gun may reduce violent crimes.
- Bans on assault weapons and high-capacity magazines do not make prices go up.
- Licenses and permits may slightly reduce suicide.
- Child access prevention may slightly decrease assaults.
- Concealed carry weapons may slightly increase crimes.

Let's examine this evidence in more detail. Essentially, law enforcement wants you to believe that all of the points listed above will lead to a significant boom, but the evidence doesn't support this thought process. Instead, you'll see that putting new laws in place will only make the barest difference, and most of these rules don't apply to already law-abiding citizens.

Avoid The Hate

As you're probably already more than aware, there are some people in the U.S. who have such an irrational hatred of guns that they've committed themselves to the task of getting rid of them altogether. There are plenty of old, worn out reasons that they try to use to defend their position. As you can see from the RAND study, however, there is very little evidence to back up their claims.

Therefore, whenever you travel somewhere with your gun, be sure to follow the law and don't give into the temptation to bend the rules. Law-abiding gun owners are the only chance we have at preventing the further erosion of gun laws. You must follow the law at every opportunity, and prove to TSA or traffic cops that you are not a threat to any other law-abiding citizen.



Final Thoughts

America offers plentiful traveling opportunities, and everyone should get out there and see this beautiful country! Taking your gun with you is a constitutional right, and we want to see even more of you begin traveling with your gun.

Keep in mind that each state will have its own specific rules regarding the transport of guns. Be sure to take the necessary time to study your route, along with the gun laws along the way. If you'll be flying instead, never try to take a gun as part of your carry-on luggage. Instead, be sure to pack it in a hard-sided case and keep your ammunition separate.

Although some of the rules you have to follow will prevent you from quickly defending yourself, they've been put in place to ensure that the vast majority of people will never have to worry about having a gun pointed at their face.

If you follow the law, your odds of having a safe trip will be higher than if you flash your gun around. It's always important to remember that just because you may be able to show your weapon off to everyone in town, that doesn't mean you need to do so. Travel safely instead, and show the police and/or TSA that you actually know how to keep yourself—and everyone around you—safe.



22 BEST PREPPER GIFTS OF 2022

It's that special time of year again, and we're here to give you several potential gifts to think about. Whether your friends are also survivalists or you need a way to let your loved ones know what you want, this list should make it much, much easier.

22 HOLIDAY GIFTS THAT PREPPERS WILL LOVE!

The items on this list will vary from common, everyday carry stuff to those little gifts that most people would never think about. So sit back, relax, and take a look at the best gifts you can give to others (or yourself)!

SURVIVAL FIRE STARTER



Could there be a more useful or cool tool, especially for prepping beginners? Any fire starter will do, although the pictured item is the AOFAR Magnesium Fire Starter AF-374.

When you purchase this item, you'll be giving your buddy thousands of fire starting opportunities. This is definitely the item you want to have with you if you get lost in the woods or the SHTF. Extend that same courtesy to your friends by wrapping up a fire starter or two.

BUG OUT BACKPACK



Everyone needs a bug out bag, but not all of us have one that is the best quality. Thankfully, that's where the Ox backpack from MyCrisisGear comes into play.

This military grade, 900-denier nylon backpack can stand up to any crisis. Additionally, it has quick-adjust, 3” cushioned straps, a waist strap to relieve some of the weight from your back, and compression straps to hold all payloads.

What makes this bag especially enticing is that it only costs \$59.95! That’s a steal when you consider how sturdy this backpack is. You could certainly grab a cheaper backpack, but it won’t work nearly as well.

TWO-PERSON EMERGENCY TENT




Everyone knows that a prepper has to have a quality tent with them whenever they wander off into the woods. You probably already have one, but we bet that nothing else compares to a Life Tent. It’s waterproof and windproof, and it has enough room inside for two people to lie down side by side.

The best part about this tent is that it folds down to the size of a soda can! It fits snugly within the 5.25” x 3.25” sack. Once you open the sack, you’ll have a tent that can be set up in mere moments. There is no better way to provide protection to a friend who enjoys hiking.

HAND WARMERS

Hand warmers are probably not one of the first things that come to mind when you think about prepping. But that’s exactly why they’ll make the perfect gift. This particular



pack includes 40 pairs of hand warmers, and they’ll last for about 10 hours each. All of this comes for less than \$27!

Imagine for a minute that you end up lost in the woods. The temperature is below freezing, and you’ve got to figure out a way to stay alive until you can get help. There are numerous items you could use, but these hand warmers are probably going to be the least invasive option. Slip one into each hand to feel much warmer than you did a moment ago.

LUMBAR PACK



Your first thought may not have been of a fanny pack, but the pictured Wolf Pack Lumbar Pack (featured at MyCrisisGear) is far cooler and more useful. As you can see, this pack doubles as a holster. As an added bonus, it also has room for four magazines.

The lumbar pack also provides all-day comfort thanks to its breathable neoprene backing, and you’ll enjoy that it has MOLLE compatibility for your tactical gear.

TACTICAL SURVIVAL Bow

Grab this survival bow and you’ll never be unready to bag a deer again! The longbow is 62” but can be folded into a 24.5” shape for carrying. You can put three long arrows



inside the riser, which will make you even faster at targeting prey.

The bow comes with high-tech, deep flex composite limbs, along with aircraft grade aluminum riser and brackets. It won't replace a traditional bow, but when you're in a pinch and need to save space, this SAS Recon Folding Survival Bow will do the trick!

MILITARY COMPASS

The worst thing that can happen when you're hiking is to get lost in the woods. Fortunately, with a military compass on your side, it's going to be practically impossible for you to not find your way out.

The reason you want to pick up a military compass is that they are typically the world's most accurate compasses. The item pictured, by Cammenga, comes with more than 12 years (!?) of illumination and is waterproof and sandproof. It can also perform flawlessly at temperatures ranging from -50° F to 150° F.

It may initially seem to cost too much (it retails for \$96 on Amazon), but once you consider the life-saving potential of this compass, the price becomes more reasonable.



LASER SIGHT




If there's one thing that almost all survivalists can agree on, it's the importance of being armed. After all, this may be the only way that you can stay alive. To take it even further, arm your gun with a laser sight. The one pictured is the Black Widow from MyCrisisGear, and it's currently on sale for only \$33 (regular price is \$125). Using this technology, you can convert your handgun into a sniper rifle.

The weight of this piece is only 1 ounce, and its compact design is compatible with 98% of handgun rail systems and AR-15 platforms. If your friend isn't that great at hitting their mark, this laser sight can give them a marked improvement.

If you prefer to splurge, you can upgrade yourself from the Black Widow to the Kodiak Red Dot Scope or the Fox Scope from MyCrisisGear.

PERSONAL WATER FILTER

If you're serious about prepping, then you're going to need to figure out how to keep getting fresh water after the SHTF. Although there are tons of heavy and/or expensive filtering equipment, you can grab a LifeStraw for less than \$15.



You'll get at least a thousand uses out of the LifeStraw, which makes the price an absolute steal. Even better, it's rated to remove 99.99% of all bacteria and parasites, and it also removes microplastics, too.

Easily be able to carry the LifeStraw, which weighs 0.1 pounds. Plus, for every LifeStraw that is purchased, a child in need will receive clean drinking water for a year!

This item may not be perfect, but it's one of the best ways to clean up water before you drink it.

HEADLAMP



A headlamp definitely isn't one of the shiniest prepper items, but its importance cannot be overstated. If you're lost in the woods or the S has HTF, you're going to need to be able to see what you're doing. With a headlamp, everything ahead of you will be lit up.

The particular headlamp pictured above is from Black Diamond and has a 4.8-star rating out of 5 stars. Considering it has received more than 1,650 reviews, this makes quite the argument for buying one.

Emitting up to 350 lumens on the highest setting, you'll be able to see a good distance around you. Use a headlight to sort your gear, read, or cook while you're in camp.

SOLAR INFLATABLE LIGHT

How would you like to have light, regardless of what's happening all around you? This completely sustainable solar light recharges itself by sitting in the sun for 7 hours. Once it's fully charged, it will provide 75 lumens of light for 24 hours. Definitely a hidden wonder, the one in the picture above is made by MPOWERD.



This solar powered light won't last forever, but it's going to have a good time trying to. It's waterproof, lightweight, and extremely durable. And if you need to put something on top of the light, there are no worries because it can withstand up to 150 pounds of pressure.

HAND-CRANK RADIO



You're probably aware that acquiring a hand-crank radio is vitally important. Yet for some reason, most preppers will pass this item over in favor of something flashier. This is a big mistake, though, as a hand-crank radio may be your only way to get news updates.

The one from Kaito shown above can be charged in six different ways. It features a hand crank generator, compartment for batteries, solar panel, 5V USB input, 5V AC/DC input, and built-in rechargeable battery pack. So basically, you're going to be able to get this baby charged up no matter what's going on!

You can charge your smart devices with this radio. You'll also receive comprehensive coverage of any emergency via the radio's AM, FM, 24/7 weather forecasts, and more.

SURVIVAL BANDANA



Nothing is going to help keep you safer than this survival bandana. Not only can it be used for all the normal stuff, but it also has survival information printed on it.

This bandana will tell you how to start a fire, navigation skills, water collection and purification, shelter, signaling, priorities, and a knots section. In other words, if you find yourself panicking after

the SHTF, this bandana can help you remember the steps you need to take to survive.

Made by Survival Metrics, this item makes the perfect gift, and it only costs \$11.50 on Amazon.

EMERGENCY FOOD SUPPLY



Without food, you're not going to make it very long after the SHTF. Many people probably assume they'll be able to instantly start hunting, but let me tell you—that's a lot more difficult than you may realize. You need to pick up some emergency food before everything goes crazy as it'll help you on the days you don't bag a deer.

The 25-year shelf life of Readywise's Emergency Food Supply makes it a good bet. Plus, you'll enjoy the variety of food that's available in this bucket. You'll get Freeze-Dried Strawberries, Freeze-Dried Bananas, Freeze-Dried Peas, Freeze-Dried Corn, Apple Cinnamon Cereal, Brown Sugar and Maple Multi-Grain, Creamy Yogurt, Tomato Basil Soup, Pasta Alfredo, Savory Stroganoff, Creamy Pasta and Vegetable Rotini, Butter Sauce, Vanilla Pudding, and Whey Milk Alternative. As you can see, most of this bucket is vegetarian, too.

TACTICAL FLASHLIGHT



A prepper without a tactical flashlight will be very sad indeed. To avoid this, purchase one for your

favorite survivalist. The one pictured above is the Barracuda Tactical Flashlight, and it's available from MyCrisisGear.

The Barracuda has an amazing level of brightness. In fact, with its 1,000 lumens, it can practically turn the dead of night into daytime! Even better, this piece is built like a tank, so you don't have to worry about hurting it.

You'll be able to see your way through the darkness, and you can also use this flashlight for self-defense. At only \$24.95, this is one of the best deals you can get.

SURVIVAL SEEDS

We're all going to be in some trouble after the SHTF. But you can be sure that you're ready for what comes next if you've got seeds for a survival garden from FamilySown. With 35 varieties of vegetables included in this pack of 15,000 seeds, you'll soon be able to build a garden that will keep you and your family happily fed.



CAMP STOVE

If you know someone who really, really loves camping, then giving them a camp stove is a great gift. You can make it even better by selecting the BioLite Camp Stove 2.



This tiny but efficient stove is powered by sticks and twigs. Once you've got it going, you can cook on its top and even charge your cell phone off of the USB port in the front. It can boil a liter of water in only 4.5 minutes and weighs just over 2 pounds.

REACTIVE RANGE TARGETS

Most of these gift options will work best after the world falls apart. However, Reactive Range Targets

from MyCrisisGear will make it super simple for your favorite preppers to practice their shooting skills. Priced at only \$16 for 10 targets, these 8” bullseyes were made in the USA.



Make practice shooting a breeze with the peel and stick backgrounds. You'll also receive instantaneous feedback from the maxsplatter formula.

SOLAR POWERED GENERATOR


Every prepper will be absolutely thrilled to receive a solar powered generator. Well, the one pictured by Jackery can help you live out your dreams. This generator comes with several different ways to recharge, including the solar option. You'll need to purchase your solar panel separately to get the most out of this generator.



This item was named the “best portable station for use in the outdoors” by Forbes, Digitaltrends, CNET, and Tom’s Guide. Therefore, you’ll never have to deal with a blackout or power outage ever again!

SURVIVAL PLAYING CARDS

Let’s face it; no matter how hard it may be after the SHTF, you’re still going to have some significant downtime on your hands. What better way to fill it than with Wilderness Survival Cards? Not only will these cards give you something to do to wile away the hours, but it can also serve as a super fun way to learn today. For less than \$11, you’ll find out how to survive a forest fire, fend off a black bear attack, survive an avalanche, avoid snake bites, and more than 40 other useful scenarios.



MILITARY PARACORD



Enjoy gifting one of the most useful items for preppers when you pick up some Tough-Grid 750-pound paracord. Made from 100% nylon, there’s pretty much nothing that can’t be accomplished with this paracord.

Make it into a bracelet to help you later, use it to sturdy your tent, attach something to your bug out bag with it, and much more. One of the funnest ways to practice your prepping skills is by seeing how you can make things better by using your paracord.

FOLDING KNIFE



Finally, there is always a use for a good folding knife. MyCrisisGear currently features two of these handy tools. The Black Rhino Knife, pictured above, is the ultimate do-it-all knife that you can carry every day.

Alternatively, there is the Tanto Tactical Sheath Knife, which features lightweight power, a fixed blade, and the ideal length-to-weight ratio. Either way, your gift recipient will be thrilled!

FINAL THOUGHTS

From super practical items such as paracord, survival seeds, or a tactical flashlight, all the way to flashier gifts like the BioLife Camp Stove 2, a tactical survival bow, or a solar powered generator, you’re practically guaranteed to find the perfect gift for all of the survivalists on your list.

Also, don’t forget that you deserve to get the perfect gift, too! Whichever item you’ve most got your eye on, be sure to give it to yourself. That way, everyone wins. Enjoy the holiday gift-giving season!

20 This card set is also extremely helpful for children. Help them begin to learn how to help themselves!

Tactical Laser Sight



No technical expertise required...
you will have the Tactical Laser Sight on within 45 seconds or less!

- Fits Any Gun With A Picatinny or Weaver Rail... Including Brands Like: S&W, Sig Sauer, Glock, Remington, Beretta, Rugers and many, many more
- 100% shockproof and will stay zeroed in with each and every shot and is even weatherproof!



MY CRISIS GEAR

<https://mycrisisgear.com/laser>

800-370-8660

