



Liberty. Independence. Patriotism.

MEMBERS UPDATE

June 2022

Putting Meat On The Table: Hard Hitting Hunting Ammo For Deer Season

Are Fireproof Bags Worth It?

Summertime Family Activities for Survivalists

Gun Legislation in 2022: The Good, The Bad, and The Ugly

NEXT ISSUE: Clever Concealed Carry Methods

When this single most vulnerable resource you use every single day is taken out,
Life for everyone will fall apart and chaos will reign.

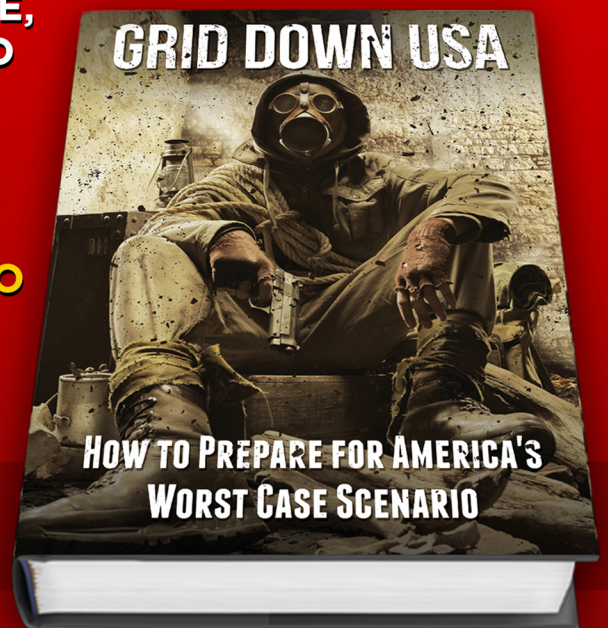
**ECONOMIC MELTDOWN, SYSTEMIC COLLAPSE,
PANDEMICS, FOOD SHORTAGES, WATER AND
SANITATION BREAKDOWNS, VIOLENCE AND
RIOTS WILL ALL HAPPEN AT THE SAME TIME**

**YOU WILL LEARN HOW TO PREPARE FOR A
COMPLETE NATIONAL GRID DOWN SCENARIO**

Get Instant Access

GRID DOWN USA

HOW TO PREPARE FOR AMERICA'S WORST CASE SCENARIO



mycrisisgear.com/griddown

CONTENT



02

Putting Meat On The Table: Hard Hitting Hunting Ammo For Deer Season

Explore the most effective ammo needed, including both smokeless and black powder. As several of our more learned, scholarly firearms experts in government have pointed out, deer do not wear bulletproof vests so that will be one less variable to factor in for your choice of round when bringing home the bacon! Let's take a look...



07

Gun Legislation in 2022: The Good, The Bad, and The Ugly -

“A well regulated militia, being necessary to the security of a free state, the right of the people to keep and bear arms, shall not be infringed.” The war on our rights continues unabated and as we head into the midterms, it would be worth taking some time to scope out federal and state gun legislation set for this year. So, without further adieu, let's quickly rip this unconstitutional band-aid off and see what kind of shenanigans our “betters” have in store for us.



12

Summertime Family Activities for Survivalists

Being a survivalist means many things, but if you have a family, your most important role of all is making sure everyone is prepared. Summer is the ideal time to practice your skills together as a family. Here's what your family needs to know!



17

Are Fireproof Bags Worth It?

Anyone who has important documents has probably heard of a fireproof bag or safe. Are they truly worth the cost, though? And will they really protect your important papers from a fire? Let's find out!

NEXT ISSUE: Clever Concealed Carry Methods



PUTTING MEAT ON THE TABLE: HARD HITTING AMMO FOR HUNTING SEASON

By Eric Austgen

Ahhh, the great outdoors! Nothing beats the solitude and wonder of nature. For some, it is a recreational pursuit to get out there, if only for a short time, and grab a little piece of mind before hurtling headlong back into a busy, chaotic world. Others venture out into the wilderness seeking to harvest the plentiful bounty of flora and fauna that God saw fit to place here for the benefit of all creation. It is these intrepid souls who take seriously the responsibility of good stewardship and wise dominion over the earth by not only hunting to feed their families or donating their extras to charities and homeless shelters, but also to help keep the delicate balance of nature in check by culling overpopulated herds and humanely putting down the sick or injured critters that can no longer function properly in the wild.

We will explore the most effective ammo needed, including both smokeless and black powder. As

2

several of our more learned, scholarly firearms experts in government have pointed out, deer do not wear bulletproof vests so that will be one less variable to factor in for your choice of round when bringing home the bacon, so to speak.



.30-30 Winchester

WINCHESTER'S FIRST SPORTING SMOKELESS POWDER CARTRIDGE

In 1895, Winchester came out with a .30 cartridge for hunting purposes, after working with the army four years previous on the .30-40 cartridge designed for the Krag-Jorgensen Rifle and Carbine. Not to be outdone, Marlin Firearms introduced their version known as the .30-30, as a way to differentiate between the rival company products.

Marlin added the powder weight of the cartridge to the description. Since Marlin did not possess the ability to manufacture ammunition, they hired the work out to the United Metallic Cartridge Company who basically replicated Winchester's design and slapped their initials and caliber to the shell casing's head. Both companies continued their ammo war by producing a short range cartridge in the same caliber, affording hunters the ability to use the same rifle or carbine for big and small game hunting without breaking the bank by purchasing a firearm for each task. Nowadays, the .30-30 is more closely associated with Winchester rather than Marlin but it makes absolutely no difference who made or designated what first. What does make a difference is if this cartridge is up to the challenge of taking down your target or falls short of your expectations. In order to answer these questions, let's evaluate the ballistics of this vaunted elder to determine if it's right for you. As with all calibers, bullet weight and placement will be key to an effective kill shot and this cartridge is no exception. The current factory loads come with a 150 or 170 grain round nose lead bullet with the 30 grain charge, which will give you a range up to 180 yards. Due to these variables it is not difficult, but very important, where you hit the animal for a successful take down. Bullet penetration forward of the legs at the junction of the humerus and scapula will deliver an immediate kill because of the shock to the autonomous plexus. A shock to the spine will occur if the hit happens inline with the forelegs, mid chest area causing the target to fall, stunned, and then drop after attempting to get back up. Any area behind the shoulders to the tail will cause a traumatic wound that will make the animal bolt, resulting in tracking the animal to the place where they finally collapse from blood loss or delayed trauma inflicted by the bullet.



.270 Winchester

CIVILIAN COUSIN OF THE OUGHT SIX

The .270 Winchester was first introduced in 1925 as a lighter alternative to the heavier sporterized .30-06 military cartridge. The company wanted

to produce a round with a lighter bullet weight to provide a flat trajectory and reduce recoil allowing hunters to take down a variety of North American game with relative ease and comfort. Unfortunately, earlier loads left something to be desired and, with the exception of handloaders, many hunters paid little mind to it. In spite of its lukewarm reception, a well known gun writer of the day propped up the cartridge and extolled its virtues as an effective hunting round by bagging an impressive fifty big game animals with the diminutive ammo, including two grizzly bears.

However, it wasn't until the turn of the present century that interest in the .270 and its use for taking down mid to large sized game began to ratchet up, due to several manufacturers improving the bullet velocity. This tweaking allowed for all game from varmints to elk to be taken down with a harder hitting cartridge that produced a very fast kill on large animals. Cartridges equipped with the soft point 130 grain bullets would be ideal for lighter game, whereas the core bonded bullets in the 130-140 grain range, will take down heavy-bodied medium-sized game. When it comes to heavy-bodied, larger animals, the .270 will drive right through the broadside of the target, leaving behind a narrow wound channel, causing a slow bleed. A head or spine shot that will deliver the necessary amount of traumatic shock to the central nervous system will be your best bet in felling larger game. The most effective range is 200 yards but you can get up to 275 yards, anything further in distance than that and the bullet velocity and performance will be greatly reduced.



7mm Remington Magnum

GERMAN DESIGNED AND UNIVERSALLY DESIRED

The design for what would become the 7mm Remington began as the 7.57mm round for the Model 93 bolt action rifle that Mauser produced for the Imperial German Military. The Mauser boys came up with a cartridge that had a flatter trajectory, minimal wind drift, and could have higher lethal capabilities out to extended ranges.

When competitive cartridge designers had been aroused from their collective fainting couches, they began figuring a way in which to make larger shells to improve down range performance. Canadian and British designers swung into action and produced some respectable entries into the 7mm world. Both nations were interested in applying the round for military use, with the Canadians introducing the Ross rifle chambered for the .280 Ross round. However, a faulty locking mechanism on the rifle proved to be undesirable and was abandoned by the military. The British on the other hand, had experimented with various cartridges before settling on the .276 round and experimental Enfield rifle to shoot it, but the First World War and political machinations shut that show down real quick. The first true 7mm magnum rounds didn't come about until the fifties, after improvements in powder and cartridge designs. Since these marked improvements, the 7mm Magnum became a cartridge where you could really reach out and touch someone. These guys can hit hard and kill fast a wide variety of game out to 1000 yards. A 140 grain bullet is effective up to 400 yards and will cause extreme trauma on lighter weight targets. This bullet weight will also start to lose its wounding abilities out to 650 yards. Bullet weights in the neighborhood of 150-154 and 160-180 grains will be devastating for animals out to 900 and 1000 yards respectively. The key for these long range shots will be placement, so head and neck hits are recommended for quick kills as opposed to the chest or side, which will produce a wide range of vital tissue damage without the needed systemic shock. Wounding and penetration will also be uniform with both of these bullet weights. The magnum will produce a helluva recoil in lighter framed rifles, leaving one with an awful ache and possible bruising in the shooting shoulder. However, medium and larger frame rifles absorb the recoil better, making for a more enjoyable and prosperous hunting experience. Barrel length will also be a deciding factor in the recoil disbursement and performance of the bullet, as well, due to the cartridge's hotter load.



4 *.308 Winchester/7.62mm*

OFFICIALLY SANCTIONED ROUND FOR KILLING FELLOW HUMANS IN WARTIME

Military meets rifle caliber, fall in love, get hot and heavy, marry hastily in Vegas, and then drift apart after the honeymoon, eventually settling into a mundane life of seething angst and jealousy. It's a love story as timeless as Tristan and Isolde, Romeo and Juliet, and perhaps even Harold and Maude. The relationship between the U.S. Army and the .30-06 was just like that, a match made in heaven during peacetime, and then the eventual bitterness after the honeymoon in France. It was after the "Great War" that the military was looking for something younger, sleeker, and not so heavy. The .30-06 was just too big, with a hefty recoil, and the army was getting the "seven year itch". So while John Garand was developing his masterpiece of iron and wood, his partner at Springfield, John Pederson, was busy designing a new, lighter cartridge for the revolutionary rifle. The fruit of his labors was the .276 Pederson, which was ultimately rejected as a combat projectile, while the rifle it was made for was improved and approved. The military's wandering eye continued during the Second World War and fell upon the Germans' short version of their 7.92 mauser round developed for full auto weapons, a clear cut case of ammo envy. The army flirted with, stalked, and eventually replicated the German success of reducing the case length and powder charge of its bigger counterpart cartridge. The T-65 round was born with the help of Winchester and introduced to the world in the mid-fifties as the .308 Winchester. This cartridge was paired with the M-14 that was actively replacing the M-1 Garand at the time. The Ought Six and the army finally drifted apart, the round finally finding the full love and acceptance it had so desperately sought with the military in the arms of a more welcoming civilian consumer. The military shared partial custody with those civilians and designated the .308 as the 7.62, its service in the armed forces is, well, history. So, how does it perform on future entrees'? Surprisingly well, as a matter of fact. These beauties will make short work of varmint and big game alike. Bullet weights in the range of 110-130 grains will be effective against light bodied game. Stout 150, 165, and 168 grain bullets will bag medium game out to 600 yards or more, while

your 180 grain weight bullets will take down larger bodied animals up to 1000 pounds, affording you a higher meat yield. A 200 grain bullet works well on game hanging out at close to moderate distances. It must be noted that a frangible bullet should be employed on lean animals, such as pronghorns, and a stout bullet for animals with a little junk in the trunk, like elk and moose. This round will not produce as wide of a wound channel as larger calibers, however its penetration is excellent when paired with a well placed head or neck shot producing sufficient enough shock to knock down prey weighing up to 1300 pounds.



.45/70 Government

THE MOST POPULAR ROUND DEVELOPED BY THE GOOBERMINT

Most gun owners usually harbor a bias towards one caliber as opposed to another or become cheerleaders for their chosen brand, shouting its virtues from the mountain top at every opportunity. There is absolutely nothing wrong with this type of thinking, if it works for you, go with it. One round that has consistently worked for both hunter and soldier is the .45/70 Government. While the cartridge was utilized for a short twenty year period for front line military service, it has been used by hunters looking for a little extra shortly after its introduction in 1873. The history of this cartridge's conception and the weapons it was designed for deserves more space than I'm allowed here, however when it comes to versatility, this is definitely a round to check out. You will generally be dealing with lower pressure loads for use with original lever action and breech loading firearms made before the late seventies and newer reproductions, such as the Springfield Carbine or Remington Rolling Block made by Pedersoli. Higher pressure loads will be encountered in firearms such as Marlin lever actions made after 1972 and the Ruger No.1 single action rifles. Because of the difference between low and high pressure loads, shot placement is paramount, however

bullet weights in conjunction with muzzle velocity, important with any caliber, will be more so with this particular cartridge. The bullet itself (.457-.458 diameter) does well in producing large, fast bleeding wounds on medium-sized animals. Softer expanding bullets and muzzle velocity between 1500-1700 feet per second will make dense medium bodied targets absorb the shock to the point where it will stagger before dropping. Leaner, medium-sized animals will fall and struggle to regain their footing before expiring. The wounding and penetration at these velocities is still quite severe and deep, producing broad and fast bleeding instead of nervous trauma. Anything below 1500 FPS and you will more than likely end up tracking your quarry until it drops, so shoulder or autonomous plexus hits will be essential for a fast kill, especially at a distance of 25 yards or under. Harder cast bullets from 400-500 grains are excellent for hunting large game like moose and elk, however it is wise to size up the overall girth of the animal to determine the shot placement you will need to put it down quickly, as nervous system shock will be reduced when going up in weight, causing the animal a delayed, instead of instantaneous, death. Original U.S. Army cartridges with the 405 grain hollow base and 500 grain solid base bullets were capable of lethal hits out to 1200 yards with black powder, so you can expect close to the same results with modern cartridges using smokeless powder.



.50 Caliber Hawken Blackpowder Rifle

HUNTERS AFTER MY OWN HEART


I have always been a big fan of older technology, if only for the fact that it worked just fine for centuries, before the modern stuff came around making life "easier" and the devil lurking in the details, but also because there is always the remote possibility that we will have to rely on that tech when the grid finally goes. Blackpowder shooting is a form of that technology which is ingrained in the DNA of this country. Whether it was used for hunting to feed the fam or fighting to forge a new land free from tyrannical principalities, this accelerant will have staying power long after you and I have all departed

this little blue marble. Antique BP firearms should be checked by a gunsmith prior to being put back into service to ensure there will be no catastrophic failures when used. There is a plethora of modern arms and reproductions of famous flintlock, percussion, and cartridge arms that you can get your hands on without putting a huge dent in your pocketbook. The black powder shooter has the advantage of being able to experiment with different loads in the field without needing to drag the handloading bench along with them. Another plus is that most black powder rifles and carbines shoot .50 caliber and larger conical or round ball bullets that will have a devastating impact on everything it is aimed at. Yet another item to entice you, if you have the lead and the molds, an almost endless supply of bullets can be added to the ammo depot, pure lead being easily and cheaply purchased on-line through a half dozen or so metal dealers. Of course, bullet casting is not limited exclusively to BP shooting as it transcends into the cartridge handloading world as well. The material dealing with the subject of black powder is legion and will be addressed in a future article, however it is an area of shooting that should be explored by gun enthusiasts of all stripes, if not for the fun of it, then as a reliable fallback when cartridge ammo is scarce.

I would like to leave you now with a little cautionary tale about this month's topic, curated from the dusty bookshelves of historical writings and musings written by paragon's of reliability to folks whose recollections are kinda fuzzy on some events. A true story in this case, as a thirty year reign of terror was brought to heel sometime around the turn of the last century by two men who teamed up to stop a 10 foot tall, 4 foot wide, and 1000 pound live stock and man killing machine from further plying its murderous trade. The killer at hand was a ferocious grizzly bear that had been sporadically terrorizing the area and causing quite a sensation among the local populace. "Ole Mose", as he was called, was a no-fear cavalier and had zero problems with the size or fire power of his variety of buffet choices. He was finally silenced by a .30-40 round placed dead center in his brain bucket after several other rounds to his body failed to take him down. Once dressed out, Mose was found to have had from a few dozen to over a hundred rounds of various calibers of

slugs in his body, but that all depends on who's telling the story. This vignette serves to illustrate two very salient points. First, shot placement, plain and simple. If you want to eat or survive an encounter with a determined predator, put that shot where it will count the most. Second, and just as important, is a piece of advice imparted to me as a wee lad. I was always told that one should never go out into the wilderness thinking they are the biggest, baddest thing around, as nature has a clever way of proving otherwise, all the time, everytime. So, until next time, dear reader, stay safe and let's be careful out there.





GUN LEGISLATION IN 2022: THE GOOD, THE BAD, AND THE UGLY

By Eric Austgen

“A well regulated militia, being necessary to the security of a free state, the right of the people to keep and bear arms, shall not be infringed.”



Never in the history of the world has one sentence been the subject of scorn, close scrutiny, and dissection in an attempt to discover some sort of loophole for outright denial of ownership or confiscation of firearms. It is the only self preservation right conferred upon a people by their Creator and codified as non-negotiable to ensure a free and equal society. Belligerent nations have been dissuaded from invading our country due to this simple, well worded sentence, albeit the British ignored it twice and were given a right good thrashing the second time around, ultimately leading to their surreptitious divide and conquer strategy employed on the former colonies during the Civil War. The war on our rights continues unabated and as we head into the midterms, it would be worth taking some time to scope out federal and state gun legislation set for this year.

DISCLAIMER!!!!!!!!!!

The information contained in this article is recent as of the first part of May. I wanted to make sure that what you are reading is current and will still be

fresh in your mind when you head to the polls in 5 months. As I write this, inflation is out of control, political parties are blowing an O-ring over the forthcoming elections, and the usual suspects are having a “Raiders of the Lost Ark” style face melt after recently discovering the existence and meaning of the 9th and 10th Amendments and that women apparently exist as well. Speaking of the usual suspects, you and I know who the bad guys are in our gun rights melodrama, so I will not give them the satisfaction nor shall I besmirch the reputation of this fine publication by mentioning their names, however, it will be fairly obvious as to whom I am referring. So, without further adieu, let’s quickly rip this nasty, festering unconstitutional band-aid off and see what kind of shenanigans our “betters” have in store for us.

DEATH BY A THOUSAND PAPER CUTS



The feds have had an entire slew of gun control legislation languishing in committees since the first half of last year. When one looks at the 215 laws waiting for congress’ blessing, they will notice that the anti-gun measures outweigh the pro-gun bills 140 to 62. The majority of these bills seek to expand background checks, close supposed loopholes at gun shows, allow lawsuits against gun manufacturers and retailers, require insurance coverage when carrying, restrictions on private sales, and this is the part where you can add ad nauseum. These anti-gun bills are so redundant and tied up in various bloviated committees that it is absolutely no wonder why nothing in D.C. can get done. Not that I want any of these unconstitutional overreaches to ever see a vote. There is legislation that calls for your money to be foolishly spread around to various

government agencies to study this and that about firearms and the associated violence. Some of them are even calling for designated days or months to address the so-called gun violence problem we have in this country. One of the rare times the FBI has ever been honest is when they reported that knives, not firearms, were the leading cause of death by handheld weaponry, so they basically want to blow your taxes by greasing palms and keeping the gun lies going. Reading the summaries of each of the bills put forth, you can see just how completely dishonest and full of it these lawmakers can be. There is little doubt that these laws were designed with the intention of parting you from your weapons through any available avenue and taking your money in the process, all under the guise of saving lives. Fortunately, these repugnancies to the constitution are dead in the water for the moment while other crises are daily being cooked up to distract from how much the “Big Guy” and his wranglers augered this country into the ground in just under a year’s time. If you have the stomach and some time on your hands, I encourage you to head over to the congressional website or just search federal gun legislation 2022, and check out what kind of half baked schemes they have going on.

STATES SERVING THEIR MASTER, NOT THE CITIZEN

I’ll bet you a choice steak dinner that most all of my gunners out there across the fruited plain could list off every state in this great republic hostile to firearms without batting an eye. It’s fairly easy to do since they are all repeat offenders when it comes to giving its citizens the finger. Governor Hairdo and his full throttled trainwreck of a state continue to put a stranglehold on law abiding citizens while giving criminals a pass. In response to an anti baby killing bill passed in another state, these jackwagons decided to ban those scary ghost guns and part kits, tacking on attacks against manufacturers, sellers, movers, shakers, or anyone else who has even seen a firearm or had a fever dream about one. Many states have their own special brand of stupid when it comes to lawmaking, this is evident in the bills calling for codification of common sense items, such as storage, reporting the theft of a firearm, and completion of gun safety course. Now, I don’t know

about you but I am not particularly partial to others telling me my business, especially since I am fully aware of said business, and would practice every safety measure I could to ensure complete safety for myself and others. I don't want or need a finger wagger looking over my shoulder everytime I have my irons strapped on. Other tomfoolery afoot is the ridiculous waiting periods for permits or purchases, allowing for the person applying for such to be left defenseless, while being law abiding in the interim, and open to molestation from those that don't give a hoot in hell for the law or those that follow it. Placing blame at the feet of the parents whose kids use a firearm in the commision of a crime, instead of on the snot nosed little welp themselves, is being mulled in the "land of enchantment". Magazine capacities are also in legislative cross hairs as well as more "red flag" laws that do nothing to address the true problem with violence (mental illness) and does more harm by violating the 4th's guarantee of due process by allowing a he-said she-said situation to foment and recklessly expanding the list of those eligible to swear out charges against someone under the provisions laid out in these fascist wet dreams. Since most state legislations are hell bent for leather in getting things pushed through faster than the cud chewers in Washington, I would slide on over to your state legislature's dedicated website and have a gander at what is roiling in the cauldron.

DEFENDING THE CONSTITUTION IS AN UPHILL BATTLE WORTH FIGHTING



Although the pro-gun bills on the table are not as numerous as those designed to strip rights, they pick up the slack by aggressively enforcing the citizens right to self defense from any and every assailant. Current bills up for consideration include protections for active duty military members and spouses, and also for veterans. Permitting concealed carry on military installations and allowing permit renewal by mail from the members' respective state, have now been put in the hands of one out of the many committees needlessly wasting time. More assurance for privacy from government interference in the restriction of information shared with NICS and prohibition of records retention by any government agency for any reason is also in the works. There is legislation targeting the illegal acquisition of firearms by citizens and illegal aliens alike, denying federal funds for "red flag" law enforcement, removing or modifying language and firearms from the NFA, national reciprocity for concealed carry, and vigorously defending 2A enthusiasts and the wide open spaces we use for recreation. Unlike the anti-gun bills, these bills have been introduced all throughout 2021 into this year, which, at least, shows some consistency on the part of the elected. You can peruse these bills along with the others at Congress.gov.

STATES DOING RIGHT BY THEIR CONSTITUENTS



As of this writing, 25 states have passed constitutional carry laws effectively ditching the permit process and making the 2nd the only permission needed. Other bills aim to strip gun free zones, allowing for citizens to carry at schools, churches, on public transportation, and other places

where large groups of people are apt to congregate. Some states are also trying to pass laws protecting law enforcement from taking part in a federal gun grab, should that situation arise. Age requirements for firearms ownership across the board is being mulled over, with ages being dropped to 18 for handguns in some places and persons age 21 and over being allowed to carry concealed without a permit, although that is more of a circuitous rather than direct route for constitutional carry. The push for constitutional carry and strengthening of the reciprocity between the states that recognize it, is a definite step in the right direction to having a polite society. Curiously enough, there are some county sheriffs against constitutional carry, arguing that it would become the “wild west” all over again and that law enforcement should only be allowed to pack heat. Pretty lame argument if you ask me, but if you ask any cop who has had their bacon saved by a civilian with a gun, that excuse goes out the window as it illustrates another reason to have more good guys with guns walking around. If we already have half of the states in the bag on this issue, then it will be even more victorious to continue adding more to the list after running out all the anti-gunners on a rail come election time.


BILLS PASSING IN THE NIGHT



If you have been paying attention to anything that the career criminals in elected office do, you will have noticed that they like to conceal their crimes by trying to slip it past anyone that would give it closer scrutiny, as “Vodka Skeletor” once famously proclaimed that they would have to pass the law to find out what was in it. Good gracious

that load of horse apples gets old real quick. They also like to conceal their crimes by tacking it on to other bills that no one would dare vote against lest they suffer a excrement show of backlash and feigned outrage over the nay vote. Well folks, these cockroaches didn’t disappoint this time around and slid some rather heinous gun restrictions into the Violence Against Women Reauthorization Act. The provisions buried in the act authorize federal funds for firearms seizures, a new form of “red flag” confiscation order, denial of gun ownership to an expanded list of misdemeanor offenses, more funding for prosecution of those who receive false-positive results on NICS background checks, and empowers the ATF to appoint and deputize state and municipal law enforcement to prosecute new gun control measures. What could possibly go wrong with any of this? I know how low these snakes can get, but they obviously hate women enough to put gun control in an Act meant to keep them safe but will only end up being of detriment to them should any of these added sections apply.

No, 1984 Was Not An INSTRUCTION MANUAL

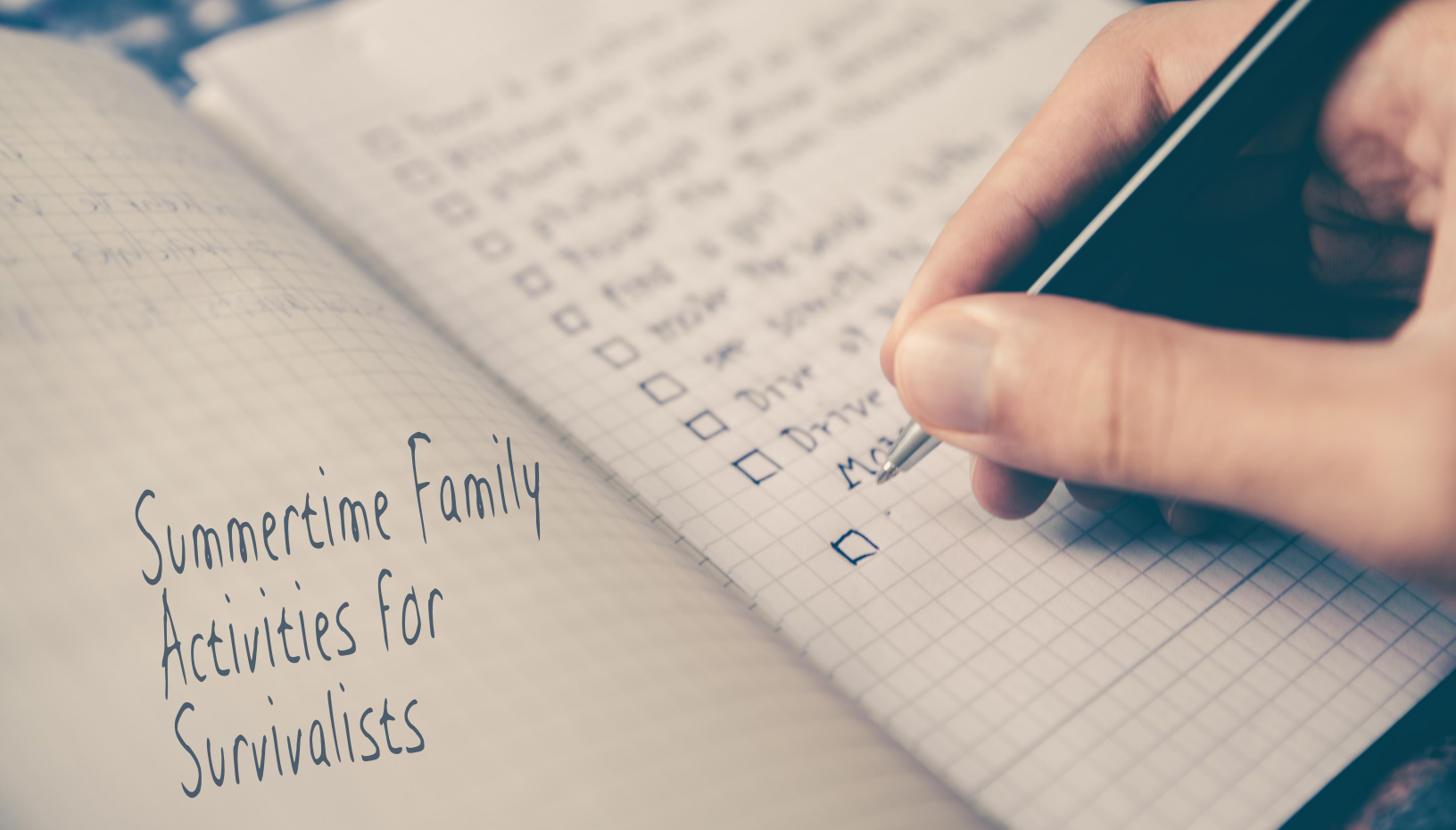


Recently, Mr. Ten Percent announced that fiction would become reality with the creation of an actual Ministry of Truth to wield as a cudgel against all dissent to the regime. Now, how does this all correlate with gun ownership and control? Simply put, they will control the information and form the narrative to further denigrate guns and their owners with the low information/IQ crowd that then become useful idiots in enforcing these barbarous laws and crushing all opposition. We have seen a preview of this with the domestic terrorist groups, who exist only as an idea mind you, physically manifest themselves in major cities across the country “peacefully” redecorating in an interesting design called burn, loot, and murder. Having an armed society will promote the peace and prevent these children from throwing their destructive tantrums again, besides I’m sure there are enough synapses they can muster to figure out that getting paid to show up and act like a skateboard swinging freak is not worth the lead poisoning they risk from a citizen who doesn’t suffer chaos and disorder well. They should also think about getting out of the cult soon as thug foot soldiers have been known to be the first ones up against the wall and purged, just ask Ernst Roehm how the “Night of the Long Knives” went. Subversion has always been a key tool in the arsenal of Ism’s that are not capitalism. For example, here in Colorado, municipalities have been given the green light to run roughshod over the peoples right to carry within the confines of their fiefdom. Dishonest city council members have been busted coaching grassroots anti-gun chuckleheads on how to act and what to say at town hall meetings set up to “listen” to all sides, when in fact they are there to spread more lies and agitate

the chamber pot. As the “leaders, of this country continue to drag us kicking and screaming into the dystopian world they have envisioned and crafted for all of us, it would be wise to remain vigilant, quietly noting who is and who isn’t on our side in respects to firearms and their use against all forms of tyranny. I can guarantee that the only thing churned out from this ministry of truth will be lies, lies, and still even more lies until the line between approved government narrative and truth will cease to be, leaving behind only a vague memory that something called truth did indeed exist at one time.

As it has been shown, the assault on our right to keep and bear arms for a variety of needs, most importantly defense from a government trading in unbridled tyranny, has taken hits from all sides, from elected officials to those working in a special interest group capacity. The only way to effectively put these threats down, and yes they are threats, especially when you and your family’s very survival are at stake, is to start acting locally instead of trying to push that boulder up the federal hill. Take your towns, counties, and state back by using the constitution, and aggressively assert that pesky 10th Amendment to the max, sending a message to those needing to hear it that the so-called minority is, in fact, the majority and we have had enough of the bull-shine. If you feel the need to check-in with your national representative, a remedial civics lesson may be in order or even a simple, friendly reminder of that particular genus of tree that Jefferson was so fond of referring to from time to time. So, until next time, dear reader, stay safe and let’s be careful out there.





Summertime Family Activities for Survivalists

Being a survivalist means many things, but if you have a family, your most important role of all is making sure everyone is prepared. Summer is the ideal time to practice your skills together as a family. Make sure you don't overload your children, but be certain that they have the necessary skills to survive an emergency situation.

There are many things to focus on, so be sure not to try to fit them in all at once. Instead, take the various categories and work your way through them (feel free to mix and match, as well). Here's what your family needs to know!

Food

Food is an essential aspect of daily life. But are you certain you know what it takes to survive? After all, depending on what happens, it's possible you won't be able to simply go to the grocery store anymore. Therefore, practicing the following with your family is a good way to spend some time.

- Does your family have a garden? If so, plant at least one item that's new to your family. If you don't have a garden, then you'll want to start one.
- Look for wild edibles in your yard and forage anything that's edible. Wild dandelions are an especially good choice.
- Take the time to go through your food storage. Bring older items to the front and get rid of anything that's expired (note: if it's recently expired, you should be able to safely cook it).
- Make a fire pit in your backyard. Give everyone a chance to cook something over it (as long as they're old enough, that is). This is a good exercise, and it will make everyone feel more confident about their own self-reliance.
- Go to a local park with your personal water filters. Put them to use with the water to test just how well they'll filter out impurities.
- Choose a day to utilize only what's on hand. The best way to do this is by waiting for an extra day between shopping trips. Then, you'll have to see what you can put together, rather than having a meal planned.
- Put a rain barrel in place and start using it to water your plants. Make sure you're aware of

your local laws, as some places do not allow you to do this.

- Starting a compost pile is a great family activity! Choose a level, open area that has good drainage for the best results.
- Pressure canning is imperative once the SHTF. Be sure your family knows how to do it by preserving either a vegetable or some meat. The best thing about pressure canning is that you can have meat simply sitting on your shelf instead of taking up precious freezer space.
- Pick a day to try for zero food waste. In other words, you'll need to carefully measure out how much food you cook. How much does your family actually eat? You'll have a much better idea after your zero waste day!
- Try dehydrating a vegetable, fruit, herb, or meat. You'll love the intense flavors, and your food will take up much less space.
- This one might take a while, but learning the skill of grinding your own wheat to make bread is vital. Even better, if you can cook it over a fire, your newly acquired skill will take you even further.
- Sprouting seeds is a fantastic survivalist skill. You'll be able to take care of your nutrition needs by learning how to garden indoors all year. This is also a great way to enhance security due to the fact that you won't have an outside garden. Additionally, you'll gain portability and increase your shelf life. Did you know that 1 pound of alfalfa sprouting seeds will produce 7 pounds of food? Try it out!

Prepare for an Emergency

The entire idea behind being a survivalist is to stay alive no matter what. It'll be hard to do so, though, if your family isn't on board with all of your emergency training. Testing the following methods out will provide your family with a much better sense of stability, even if everything around you becomes completely unstable.



- Tornado drills are an excellent usage of your time (as long as you live in an area where tornadoes are possible, that is). Be sure to run the entire drill from beginning to end, and see how quickly you can go from point A to point B.
- Evacuation drills are also an essential use of your time. You never know when a disaster such as a wildfire will threaten your neighborhood. Practice evacuating a few times with different amounts of time. 15, 30, and 60-minute evacuations are common, so practice them.
- Another thing you should practice is a fire drill. You can also use this time to double-check that your fire alarm batteries are in good working order.
- You can do a home invasion drill, too. Choose different doors/windows for the invader to come in through and see how your family reacts.
- Rely solely on generator power for about six hours. You'll see what your generator can realistically power during this time.
- Use your home's power for 24 hours. Alternatively, you could try going without power for 24 hours (simply don't turn on the lights, turn off your heater, etc., but do be sure to leave your refrigerator plugged in).
- Pretend that there's no running water in your house for 24 hours. You can't skip washing the dishes or bathing, either. Figure out how you'll make this work.
- Choose a day to minimize water waste. Whether you reuse your bath, dish, or pool water to give

to your plants, it's important to fully commit to this for a full 24 hours.

- How well would your family handle having no internet? Find out by unplugging from all electronic devices for 24 hours. It's much harder than it sounds, which is also why this is a vital skill to develop.

Build (or Improve) on Your Skillset

Even skills you've had for a long time can be improved upon. Others, including those you've never tried, can be built from the ground up. Either way, putting the following lessons in place will make your skillset work to its full advantage if the going gets tough.

- Go hiking, but pretend you're trying to reach your bug-out cabin. Have each family member carry as much weight as they're comfortable with. Discover if this will be enough, or decide what items you can afford to lose.
- Go camping, but not just for a day. Try to stay away from society for up to a week. This will give you a more realistic idea of how well you'll survive when your entire family must use one tent.
- Go for a bike ride as a family. Instead of simply enjoying yourselves, though, make sure your children know how to patch a bad tire. This could mean the difference between getting to safety or ending up stuck.
- Go fishing, but don't buy any bait. Instead, look around the area for anything you can use as bait, and see if you still get any fish.
- Washing your clothing by hand may not be glamorous, but it's an essential skill. Try doing this for a day, and make sure everyone who is old enough helps out.
- Watch your children build a campfire. If it doesn't light, give them pointers so that their next campfire roars to life!

- Select a paper map of the area. Then, see if your kids can use the map to navigate from where they are to where they want to go.
- Learning how to make things for yourself will become absolutely essential once the stores close. Take some time to learn how to make bug spray, laundry soap, and sunscreen, then use them to ensure they work.
- Learn how to complete simple stitches without using a sewing machine. Don't just leave this one to the ladies, either. Get everyone involved!
- Go to the shooting range and practice your shooting. Take a lot of ammo with you, and be sure every one of age gets a chance.
- Learning to identify everything around you could become invaluable. Take the time to learn about at least 10 trees that grow in your local area, 10 local small animals and/or insects, and 10 local birds. Learn as much as you can about them.
- We all know that a fire extinguisher is important, but does everyone in your family know how to use one? Practice with a fire extinguisher to verify that anyone could put out a fire.
- You probably have a lot of tools and knives that need to be sharpened. Put that skill to use by making sure everything is well sharpened and ready to use.
- Start a fire without using any matches or a lighter. This one is tricky, but if you can accomplish it, you'll feel fantastic.
- Take the time to earn your CPR and first aid certifications. These could become invaluable skills during an emergency situation.
- Plan out some evacuation routes on a map. Then, put them into practice by actually driving each route. This will make it much clearer what path you should actually follow during an emergency.

- It may sound simple, but make sure everyone knows how to tie at least five different knots. It could really come in handy later on, especially if you each learn your own set of five.

Use Your Supplies



Everyone has some supplies. The problem is that most people don't know how to get the most out of them. From your emergency binder to your shovel, put your tools to use so that you can be sure you'll get more from them in a pinch.

- Organize your garden tools. Put them in order of importance and take the time to practice with each one.
- Do your annual update to your emergency binder. Be sure to involve your kids by asking about what type of papers they want to save in the binder.
- Review your home library. This might not sound very important, but the truth is that keeping boredom from setting in is serious business.
- Check your bug-out bags, vehicles, and storm/tornado shelter to verify you still have the correct shoe and clothing sizes. If you've got growing kids, you'll need to update the sizes annually.
- Hold a yard sale to get rid of stuff that no longer serves you. Save the money you earn in your cash stash.

- Rotate any gas you have. Always use your gas before it expires.
- Buy a tarp (if you don't already have one), and try to think of all the various uses a tarp could provide.
- Check the expiration dates on sanitation supplies (including bleach). Restock any items that are past their expiration date.

Use Your Skills in Unusual Situations



This category isn't very long, but it can give you some fantastic new ways to apply your existing skills. Remember: if you can get two things out of one skill, you'll be further ahead!

- Live out of your car for 24 hours. Make note of everything you wish you had with you.
- Demonstrate how your kids can get home safely from school. Make a note about "stranger danger" to keep them even safer.
- Instead of driving, choose a day to walk home from work. If you can carry your bug-out bag with you, you'll have an even more beneficial walk.
- Play the "what if" game with your children. You can ask a series of questions about crazy scenarios, including "what if we wake up and we can't find you" and "what if I'm in the bathroom when an intruder drill begins?"

- Discuss the safety rules of using social media. After all, there's more danger in the world than simply "what happens if the SHTF?"

Educational and Fun Activities

As previously mentioned, staying entertained is a fantastic way to avoid going off the deep end. As we all noticed during the lockdown of 2020, unless you have a lot of variety, you will start to feel like you're going nuts.

- Learn new card games (bonus points if you make up your own!).
- Learn all the rules of your favorite board games so that you can play them without power.
- Consider learning how to play chess. This is a cerebral activity that can keep you busy for quite a while.
- Go to garage sales and scavenge for useful items such as camping gear, reference books, and cast iron pans.
- Make craft time items using only what's in your recycle bin.
- Read, read, read! Whatever type of books you prefer will work great. Reading not only passes the time, but it mentally takes you to a different place. Plus, studies show that reading for only 7 minutes at a time will greatly reduce stress.
- Make bracelets out of paracord.
- There are many ways to use a kiddie pool, and most of them don't involve being in the water. Discover some of them and how they can help you.
- Practice memorization skills with your kids. Check to see if they remember their address, stories, emergency addresses, directions, phone number, etc.
- Take time to write some letters as a family. Does your child know how to complete the process by addressing and stamping the envelope correctly?
- Learn about your neighbors by hosting a neighborhood cookout or taking them some cookies. You never know who you might need to align yourself with when the going gets tough.
- Keep your mind engaged by learning a new language. DuoLingo is one of the world's best programs, and you can even learn a language for free!
- Random acts of kindness make the world go around. Try to perform at least one per day.
- Go on a relaxing day trip. While you're there, set aside some time to discuss handling an emergency in this new place.
- Visit a local history museum or a local reenactment group. You can learn a huge amount about how people survived before there was electricity.

Final Thoughts

As you can see, there are way more things to do during the summer than you could ever possibly have time for. Pick at least one or two items per category to focus on. If there's still time once you complete them, add on a few more!

Remember to do the items on this list with your entire family. You may be the main survivalist in your family, but how would the rest of them survive if something happens to you?

Your main goal should always be ensuring everyone's survival, but you never know what will happen. Therefore, take some time this summer to improve each individual's odds of dealing with whatever happens in the future.

ARE FIREPROOF BAGS WORTH IT?

Anyone who has important documents has probably heard of a fireproof bag. Are they truly worth the cost, though? And will they really protect your important papers from a fire? Let's find out!

ARE FIREPROOF BAGS TRULY FIREPROOF?

The short answer, unfortunately, is no. But that doesn't mean that these bags can't help you if a fire breaks out at your house. After all, if a paper is left out, it's going to be incinerated almost instantly. But if it's in a fireproof bag – which should really be called a fire-resistant bag – it's going to take a lot longer before fire pierces the bag and destroys your paperwork.

According to Amazon, these fireproof bags are typically rated to work at temperatures up to 2,000 degrees Fahrenheit. Meanwhile, the average house fire hits 1,100 to 1,500 degrees. This is why manufacturers use the “fireproof” name because, ideally, they'll survive a house fire.

However, there's something you need to be very careful about. Most of the bags for sale on Amazon retail for around \$20. Does this seem too good to be true? Well, it turns out that, in many cases, it is.

For instance, the Small Fireproof Bag by Roloway says that it withstands temperatures of up to 2,000 degrees. Despite this claim, many people who tested the bag stated that everything inside it was ruined within 5 to 10 minutes. Even worse, these tests were conducted at around 1,000 degrees, not 2,000 degrees.

Despite the horrific burn tests, the Roloway product still has a 4.7-star rating. Of course, most of the people who purchased this item haven't actually tested it. Those who did test it say things such as, “I wanted to test 2 Canadian \$5.00 bills because they are plastic and I wanted to see if the bills would melt together. They are just dust. The zipper and stitching burned quickly, it was a waste of money, literally.”

WHAT ABOUT A MORE EXPENSIVE BAG?

Is this a case of ‘you get what you pay for?’ We decided to look at another bag on Amazon, which retails for \$69.99. The Fireproof Bag with Lock by Oxzoh definitely seems to be a much better investment. It's rated to protect documents at up to 2,192 degrees. We don't know if it goes that far, but many reviewers found that it did protect their items. **17**

One reviewer, who set the bag on fire, said: “Wooww this is actually fireproof. I thought why not give it a try, so tested the smaller bag for its ability to hold on to fire. Result was awesome, perfectly made, shining outer surface plus the TSA Lock. Which makes this bag a value for [the] money.”

It’s worth noting that the reviewer above tried to set the bag on fire with a candle. A candle flame has an average temperature of 1,830 degrees, which goes beyond the temperature of most house fires.

It is still important to realize that even the most expensive bag won’t protect your items indefinitely. The purpose of a fireproof bag is to give you time to retrieve it, not to keep everything safe for hours inside a house fire.

WHAT TYPE OF BAG SHOULD I GET?

Aside from looking at reviews, there are a few standards that you should always consider. If you keep these in mind and choose carefully, you should be able to get your fireproof bag out of the house before the protection period runs out.

1. Material



There are tons of different materials available, including mineral wool, gypsum, and even asbestos. The material to choose, however, is fiberglass. Don’t stop there, though. Instead, make sure that the bag is made of fiberglass but also has a silicone coating. This will ensure that the bag will provide the best protection, while also preventing any allergic

reactions. As an added bonus, the silicone coating will give you even more protection.

2. Waterproofing

What’s the point of buying a fireproof bag if the items inside will be ruined by water? After all, water is used to put out fires. Therefore, you need to find a bag that’s got as much waterproofing as possible. This will probably mean that it’s water-resistant instead of waterproof but look for the best possible option.

3. Security Features

Make sure the bag has as many security features as possible. Choose a bag that has a lock instead of a zipper. You’ll also want it to have a shoulder strap or durable handle. This will help prevent theft if you have to walk around with it after the fire.

4. Size

A fireproof bag will be unhelpful if you don’t ensure you get the correct size. To make sure you get it right, select the largest item you need to store and make sure it fits.

5. Fireproof Rating

Since we’ve established that most housefires don’t get hotter than 1,500 degrees, you’ve already got a baseline of what to look for. What you really want in a bag is one that’s been rated UL 94.

The UL stands for Underwriters Laboratory, which is the only independent organization that checks the durability of fireproof bags. Yes, you read that correctly: there is NO federal guidance or regulation for these bags. That’s another reason you need to make sure you buy the right one.

6. Contents

Here’s the deal: most fireproof bags that have a very good external rating (2,000 degrees, for instance) do not have a good internal rating. This can cause lots of damage if you’re not careful.

Most of these bags can internally withstand up to 350 degrees. Yet many electronic devices will be completely useless if they heat up that much. Once

the temperature exceeds 125 degrees, you'll be looking at data loss in flash drives. And if you try to store your beloved iPhone in a fireproof bag, it can only last to about 113 degrees. As soon as the internal temperature of the bag goes past 113 degrees, you run the risk of your iPhone exploding.

How do you prevent a disaster if you want to store electronic devices? It's probably better for you to invest in a fireproof safe, instead. These typically start off in the \$100 range, but they can go up to \$1,000+. The average price you can expect to pay is between \$200 and \$500. Be sure to check the safe to make sure it can truly protect your precious electronics.

WHAT DO I KEEP IN MY BAG?



This will be up to your own discretion. However, there are some common basics that you'll want to consider, including:

- Birth certificates
- Social security cards
- Insurance information
- Passports
- Wills
- Legal documents
- Photographs
- Emergency cash

ARE FIREPROOF BAGS SAFE?

Depending on what type of bag you purchase, your safety level may last seconds or minutes. Getting one of the most effective bags should be safe enough to provide you time to get it out of the house.

IS A FIREPROOF BAG REUSABLE?

According to some they are. However, do you really want to take a chance that a bag submersed in fire will be in good enough shape to do so yet again? After all, the temperature of the fire could damage the material of the bag or even the bag's safety.

WHAT'S SAFER: A FIREPROOF BAG OR SAFE?

It's absolutely true that a fireproof safe will do a better job of protecting your valuables. They can survive for an extended time in a fire, and they're waterproof. The difference, of course, is the price. Do you have the budget for \$70 or \$400? This is what it really comes down to.

As long as you have a bigger budget, you should spend it on a safe. If you don't, though, spending \$70 on a fireproof bag will buy you some time and is much better than nothing.

On a personal note, I lived through a house fire, but many of my belongings didn't. I did not have a fireproof bag or safe at that time. As you can imagine, most of my personal papers were destroyed, and I had to spend a lot of time collecting them again.

It would have been much, much better to have a fireproof bag than nothing at all. In fact, if I'd had my most important papers stored inside a bag, I could have grabbed it on my way out the door. If they'd been inside a fireproof safe, they most likely would have survived, too, as not everything was torched. Besides which, a safe can withstand high temperatures for up to an hour or more, and that would have been plenty of time.

WHAT ABOUT STORING EVERYTHING IN THE CLOUD INSTEAD?

You should absolutely back everything up in the cloud. This won't help you when you need to show original documents, though. Also, there's no way to backup your emergency cash in the cloud, either. Therefore, although it's a nice idea, the cloud isn't as equipped to protect your documents as you might think.

Also, if you're a survivalist, you already know that the cloud could fail to work, depending on what happens with your power. Can you imagine a situation where your house burns down and there's a natural disaster happening? If not, you'd better start picturing it because this could absolutely happen.

IS THERE ANYTHING IN BETWEEN A BAG AND A SAFE?



Yes! Those who like the idea of using a safe but want it to be more portable should check out a fireproof box safe, instead. These weigh about 25 to 30 pounds, so you should be able to grab one with relative ease if your house is on fire.

These aren't typically rated for up to an hour+, but they do provide about 30 minutes of protection. You can purchase one for around \$30 to \$115, with the one pictured above costing \$55 (Honeywell LHLP1103G 30 Minute Fire Safe) on Amazon. Many of these boxes are not big enough to fit a standard letter-sized document without folding it, so be aware of this restriction. They are big enough to fit flash drives and other smaller electronics, though.

ARE THERE OTHER PLACES TO KEEP EMERGENCY CASH SAFE?

You can protect your cash from most fires by keeping it in the freezer. If possible, use a chest freezer that's stored in a different room from the kitchen, as that's where most fires start.

Another place you could keep your cash is in your car. I know, I know; but hear me out. Your car is actually safer than your house. That's due to the fact that there's roughly two fires per minute in the U.S., yet there's only 1.5 cars stolen in the same amount of time. Of course, if you live in a rougher neighborhood, don't have working locks, etc., your odds will vary.

Additionally, you could keep it in your toilet tank. First, you have to get a sealable plastic bag – and make sure it's truly sealable and airtight. Then, place your cash inside the toilet tank. It should be safe there from a fire, as your toilet tank isn't going to burn.

Finally, you could keep it on you. However, this might not be feasible, especially if you have a lot of it. Keeping some money on you is better than nothing, however, and if you run out of the house with it, you know it won't burn.

FINAL THOUGHTS

There are many ways to keep your valuables safe, but keep in mind that none of them will last forever. Your best bet may be to keep your most important documents and electronics inside a fireproof box safe. As long as you keep it near you, it should be easy to grab and run with.

If this isn't an option for any reason, a fireproof safe is a good way to ensure nothing gets destroyed. You could also invest in a fireproof bag, just remember that the limits of that bag may be as small as five minutes. In other words, you'd better be prepared to get a hold on it as soon as a fire breaks out.

HELLFIRE



DOUBLE YOUR ACCURACY INSTANTLY!

It's a combination tactical flashlight and high visibility green laser.

And it fits just about any handgun, rifle or shotgun.



www.mycrisisgear.com/Hellfire



 **NSRA**
Liberty. Independence. Patriotism.